

PU FOAMS | SEALANTS | ADHESIVE COMPOUNDS

RUSH DONEWELL®

KUDO

PRODUCT LAUNCH TIMELINE



2012 Start of production:
KUDO summer and winter polyurethane foams

2013 Start of production:
KUDO all-season polyurethane foam

2014 Start of production:
KUDO fire-resistant polyurethane foam

2014 Start of production:
KUDO foam adhesive

2015 Start of production:
KUDO TREND polyurethane foam

2015 Start of production:
RUSH polyurethane foam

2017 Start of production:
KUDO PUR-O-THERM spray insulation

2018 Start of production:
KUDO sealants

2018 Start of production:
DONEWELL polyurethane foam

2019 Start of production:
KUDO hybrid polymer adhesive sealants

2020 Market launch:
KUDO HANDLEALL hybrid adhesive range

2021 Market launch:
KUDO PROFF acrylic construction sealants

2022 Market launch:
KUDO silicone grouts

2024 Launch of tin
can manufacturing

OUR PRODUCTION

The Russian Technical Aerosols (RusTA) group brings together Russian companies specialising in the manufacture, distribution and testing of technical aerosols. We offer high-quality products manufactured in Russia to stringent requirements and checked at every stage of production, from the procurement of raw materials and components to finished-product testing.

For more than 20 years, **RusTA** has been a leader in the production of technical aerosols: decorative and automotive refinish coatings for DIY and professional use, automotive chemicals and care products, polyurethane foams, and other industrial and technical products. Our plants use new, high-performance equipment that meets Russian and European production safety requirements, and have their own gas storage facilities. The companies are licensed to operate facilities presenting explosion, fire and chemical hazards. A modern Class A warehouse complex with an advanced logistics system is located on the site.

Our Research and Development Centre develops and introduces new products. Equipped with modern scientific and laboratory instruments, it employs highly qualified chemists. The Centre also houses a laboratory for incoming quality control of all raw materials supplied to the plants.

The companies operate a quality management system certified to ISO 9001:2015.

Years of manufacturing experience and quality control at every production stage enable us to offer our customers specialist products tailored to professional applications.

Our technologies

STABIL 2 — Our proprietary next-generation formulation rapidly forms a stable, uniform three-dimensional structure in the cured foam, with an optimum balance of closed and open cells. It ensures enhanced thermal insulation and resistance to deformation in the installation joint. Complies with FEICA® TM 1004:2013.

FCS — The launch of fire-resistant polyurethane foam using our proprietary **FCS** (*Fireproof Control System*) technology marked a further advance in our professional range. Its performance exceeds that of many international alternatives.

MMA — **MMA®** (*Multi Material Adhesion*): adhesion to a wide range of construction materials with consistently low expansion.

SMART RECOVERY FOAM — The new highly elastic foam formulation increases the resistance of installation joints to deformation across a wide range of service conditions.

DSF — Our proprietary Dual Smart Foam® technology offers balanced performance for both installation work requiring high resistance to deformation and joint filling. It combines increased yield and maximum primary and secondary expansion with minimal pressure on the structure.

The foam adhesive range is based on our proprietary **Vario Smart Cell** technology, which allows product properties to be varied over a wide range.

Control of bonding speed and strength

Vario Smart cell — Modified prepolymers in the adhesive control the formation of cohesive bonds within the adhesive layer, initial grab and adhesion to the surfaces being bonded.

Vario Smart Cell structures

REGULAR CELL — Standard-sized cells.
Typical of most foam adhesives.

HYBRID CELL — Cells of different sizes, from small to large. The adhesive adapts to the characteristics of the surfaces being bonded.

DYNAMIC CELL — Very small cells. After application, the adhesive forms a gel and penetrates micropores in the surfaces, increasing the number of adhesive bonds.

Bond strength

STANDARD FIX 1 2 3 — Standard.

SUPER FIX 1 2 3 — High.

EXTRA FIX 1 2 3 — Maximum.

Hybrid adhesives and sealants

HYBRID POLYMER — Based on polyurethane and silicone. Key advantages: UV resistance; a solid, non-porous structure; no build-up of static electricity; no substances that migrate into porous materials around the joint; solvent-free; readily overpaintable; excellent adhesion to all materials.

Our long-standing suppliers include leading chemical manufacturers from around the world.

AkzoNobel · Bayer · CLAYTON · EVONIK INDUSTRIES · HUNTSMAN · Shell · SOLVAY

Polyurethane foam

Professional foam

Summer foam
- KUDO PROFF ABSOLUT 50+
- KUDO PROFF ABSOLUT 65+
- KUDO PROFF ABSOLUT 65++
- KUDO PROFF ABSOLUT 70+
- KUDO PURE CLOUD summer
- KUDO PROFF TREND WINDOW 60
- KUDO PROFF TREND WINDOW 65
- KUDO PROFF TREND WINDOW 65++
- DONEWELL 65
- RUSH POWER FLEX

All-season foam
- KUDO PROFF PUR-0-FLEX
- KUDO HOME 35
- KUDO HOME 45
- KUDO HOME 65
- KUDO HOME 70
- DONEWELL 45
- DONEWELL 65
- DONEWELL 70
- RUSH POWER FLEX 65
- RUSH POWER FLEX

Fire-resistant foam
- KUDO PROFF 45+ FIREPROOF
- DONEWELL 65 FIRE-RESISTANT

Winter foam
- KUDO PROFF ABSOLUT 50+ ARKTIKA
- KUDO PROFF ABSOLUT 65 ALYASKA
- KUDO PROFF ABSOLUT 65+ ARKTIKA
- KUDO PROFF ABSOLUT 65++ ARKTIKA NORD
- KUDO PROFF ABSOLUT 70+ ARKTIKA NORD
- KUDO PURE CLOUD winter
- KUDO PROFF TREND WINDOW 60
- KUDO PROFF TREND WINDOW 65
- KUDO PROFF TREND WINDOW 65++
- DONEWELL 65
- DONEWELL 70

DIY foam

All-season foam
- KUDO HOME 15+
- KUDO HOME 20+
- KUDO HOME 30+
- KUDO HOME 40+
- KUDO HOME 50+
- DONEWELL ENERGY FLEX 20
- DONEWELL ENERGY FLEX
- DONEWELL ENERGY FLEX 40
- DONEWELL MAXXIMA 55
- RUSH ENERGY FLEX

Winter foam
- KUDO HOME 50+

Foam adhesives

Gun-applied
- KUDO 14+ for thermal insulation
- KUDO 28+ for blocks and bricks
- KUDO SUPERBLITZ HT multipurpose (KMS)
- KUDO PUR-0-FIX X15+ collapsing structural
- KUDO PUR DECOR X10+ fixing and jointing
- DONEWELL P14 for thermal insulation
- DONEWELL K13 multipurpose
- DONEWELL K16 STRONG GRIP structural

Straw-applied
- KUDO 12+ multipurpose
- KUDO HANDLEALL 6+ multipurpose

Thermal insulation

- KUDO PROFF PUR-PRO-THERM S 5.0
- KUDO HOME PUR-0-THERM R25+

Waterproofing

- KUDO PROFF acrylic

Sealants

- KUDO PROFF acrylic joint sealant (KMS)
- KUDO PROFF acrylic for timber buildings
- KUDO PROFF silacrylic for windows and doors (KMS)
- KUDO PROFF BUILDPRO neutral-cure silicone (KMS)
- KUDO PROFF weather-resistant neutral-cure silicone
- KUDO HOME multipurpose silicone
- KUDO HOME sanitary silicone
- KUDO HOME neutral-cure sanitary silicone
- KUDO HOME multipurpose acrylic
- KUDO HOME silicone sealants and grouts
- KUDO HOME bathroom and kitchen silicone
- KUDO HOME bathroom and kitchen siliconised
- KUDO HOME glazing silicone
- KUDO HOME window and door silicone
- KUDO HOME acrylic decorators' sealant
- KUDO HOME aquarium and display case silicone
- KUDO HOME roof neutral-cure silicone
- KUDO HOME natural stone neutral-cure silicone
- KUDO HOME wood and parquet acrylic
- KUDO HOME siliconised for wood
- KUDO HOME heat-resistant neutral-cure silicone
- KUDO HOME high-temperature silicate
- DONEWELL multipurpose silicone
- DONEWELL sanitary silicone
- DONEWELL acrylic
- RUSH multipurpose silicone
- RUSH sanitary silicone

Cleaners

- KUDO PROFF
- KUDO PROFF Remover
- KUDO PROFF PVC 5
- KUDO PROFF PVC 10
- KUDO PROFF PVC 20
- KUDO HOME
- KUDO HOME Remover
- KUDO HOME sealant remover
- DONEWELL
- RUSH

Adhesives

- KUDO PROFF cyanoacrylate (KMS)
- KUDO HOME acrylic
- KUDO HOME rubber-based
- KUDO HOME rubber-based for mirrors
- KUDO HOME HANDLEALL hybrid
- KUDO HOME cyanoacrylate
- KUDO HOME epoxy
- KUDO HOME anaerobic
- KUDO HOME bituminous for shingles
- DONEWELL acrylic

Adhesive sealants

- KUDO PROFF NEXTGEN structural
- KUDO PROFF NEXTGEN joint sealant
- KUDO PROFF anti-corrosion for aluminium structures
- KUDO HOME bituminous roofing

CONTENTS

FOAMS

KUDO PROFF gun foam 5
KUDO PROFF fire-resistant foam 19
KUDO HOME gun foam 20
DONEWELL gun foam 24
RUSH gun foam 29
KUDO HOME straw foam 30
DONEWELL straw foam 33
RUSH straw foam 37

FOAM ADHESIVES

KUDO PROFF range 38
KUDO HOME range 43
DONEWELL 46

SPRAY INSULATION

KUDO PROFF range 49
KUDO HOME range 50

CLEANERS

KUDO PROFF range 51
KUDO HOME range 57
DONEWELL 60
RUSH 61

TOOLS

Guns for foam, foam adhesives and spray insulation 62

ADHESIVES

KUDO PROFF range 64
KUDO HOME range 65
DONEWELL 87

WATERPROOFING

KUDO PROFF waterproofing 89

SEALANTS

KUDO PROFF adhesive sealants 90
KUDO PROFF sealants 93
KUDO HOME adhesive sealants 103
KUDO HOME sealants 104
DONEWELL sealants 122
RUSH sealants 125

TOOLS

Guns for sealants and adhesives 127









KMS
СИСТЕМА МОНТАЖА KUDO

Applications

KUDO® MONTAGE SYSTEM is an integrated range of professional KUDO materials for installing, fixing and sealing window, balcony door and door units in openings in external building envelopes. KUDO MONTAGE SYSTEM enables high-quality, fast installation.

All materials in KUDO MONTAGE SYSTEM are fully compatible, preventing sealant cracking, loss of adhesion to adjoining surfaces, sealant bubbling and other defects.

Warm installation relies on three interacting layers.

The inner layer (vapour-barrier sealant) forms a protective barrier that prevents moisture and water vapour from entering the polyurethane foam from inside the building.

The middle layer (polyurethane foam) provides thermal and sound insulation.

The outer layer (vapour-permeable sealant) prevents moisture ingress from outside while allowing excess moisture to escape from the joint as water vapour.

KUDO MONTAGE SYSTEM provides thermal comfort and helps prevent mould growth and freezing at the junctions between window, door or balcony door units and the wall.

KUDO MONTAGE SYSTEM (KMS) includes KUDO PROFF polyurethane foam for thermal and sound insulation of gaps; KUDO PROFF MS joint and repair sealants for protecting the foam indoors and outdoors and finishing joints; professional adhesives for fixing decorative elements and fittings; and cleaners of varying strength for preparing surfaces for bonding and removing localised contamination.

Benefits for partners

- Range: modern construction materials.
- Choice: a balanced range of materials for manufacturing and installing glazed structures under one brand.
- Quality: unique formulations drawing on leading European and Russian expertise.
- Assurance: certified products.

Benefits for customers

- Environmentally friendly, safe window reveals: no unwanted odours, mould or fungi.
- Dry foam layer: reduced energy losses and lower heating costs.
- Neat joints after fitting decorative elements.

For more information, visit kudo-purfoam.ru/kms/

or download the PDF of the KUDO MONTAGE SYSTEM catalogue

Applications

For installing glazed structures, door frames and window sills, fixing wall panels, sealing gaps and voids, providing thermal and acoustic insulation in joints, and other construction, finishing and installation work.

High-quality one-component polyurethane foam with excellent adhesion to most construction materials, including concrete, brick, plaster, wood and plastics, except polyethylene, polypropylene and PTFE. Provides a uniform, consistent yield and an ideal fine-cell cured structure. Offers excellent thermal and acoustic insulation. Low post-expansion prevents distortion of the structure.

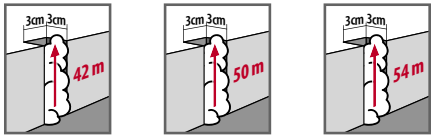

Directions for use

- **Before starting work, ensure that the valve seat in the gun adapter is thoroughly clean. Otherwise, the valve may open prematurely.**
- Apply at an ambient temperature of 0 °C to +35 °C and a relative humidity of at least 50 %.
- For maximum yield and optimum physical and mechanical properties, condition the can at +18 °C to +20 °C for at least 10 hours before use.
- Cover adjacent surfaces with protective sheeting to keep them clean.
- Apply to surfaces free from dust, dirt, grease, ice and frost.
- Moisten the surfaces before applying the foam when the ambient temperature is above 0 °C.
- Hold the can UPSIDE DOWN during application.
- Remove the protective cap.
- Screw the gun onto the threaded cross-shaped adapter. Ensure that the connection is secure.
- Shake the can thoroughly at least 15 times over 30 seconds.
- Fill the gap to ⅔ of its volume, applying the foam from bottom to top.
- Adjust the foam output with the gun adjustment screw.
- Shake the can periodically during use.
- After application, mist the foam with water when the ambient temperature is above 0 °C.
- After the foam has hardened completely, trim off any excess with a knife.
- Remove uncured foam with **KUDO Foam & Gun Cleaner**.
- Use **KUDO Foam Remover** for cured foam.
- After full cure (24 hours), the foam can be cut, plastered and painted.
- Protect from UV radiation and precipitation.

Colour	white
Foam yield	up to 50 l / up to 65 l*
Cell structure	uniform, fine cells
Post-expansion	15–30 %
Skin formation time	up to 10 min*
Cutting time	up to 20 min*
Full cure time	24 h
Density	10–20 kg/m^3
Ambient temperature	0 °C … +35 °C
Can temperature	0 °C … +35 °C (optimum +18 °C … +20 °C)
Cured foam temperature resistance	–40 °C … +90 °C
Storage temperature	+5 °C … +25 °C

** At +23 °C and 50 % relative humidity.*



Shelf life: **18 months when stored as specified**
Can: **1000 ml**

STABIL²

Our proprietary next-generation formulation rapidly forms a stable, uniform three-dimensional structure in the cured foam, with an optimum balance of closed and open cells. It ensures enhanced thermal insulation and resistance to deformation in the installation joint. Complies with FEICA® TM 1004:2013.

KUPP10S50+
EAN-13: 4606445021394
ITF-14: 14606445021391

KUPP10S65+
EAN-13: 4606445021400
ITF-14: 14606445021407

KUPP10S65++
EAN-13: 4606445021899
ITF-14: 14606445021896

KUDO Professional PU Foam
PROFF ABSOLUT XPRESS 70+

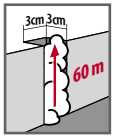



KUPP10SX70+

EAN-13: 4606445048896
ITF-14: 14606445048893

Applications

For installing glazed structures, door frames and window sills, fixing wall panels, sealing gaps and voids, providing thermal and acoustic insulation in joints, and other construction, finishing and installation work.

High-quality one-component polyurethane foam with excellent adhesion to most construction materials, including concrete, brick, plaster, wood and plastics, except polyethylene, polypropylene and PTFE. Provides a uniform, consistent yield and an ideal fine-cell cured structure. Offers excellent thermal and acoustic insulation.

Reduces installation time through faster curing in the joint.

Directions for use

- **Before starting work, ensure that the valve seat in the gun adapter is thoroughly clean. Otherwise, the valve may open prematurely.**
- Apply at an ambient temperature of 0 °C to +35 °C and a relative humidity of at least 50 %.
- For maximum yield and optimum physical and mechanical properties, condition the can at +18 °C to +20 °C for at least 10 hours before use.
- Cover adjacent surfaces with protective sheeting to keep them clean.
- Apply to surfaces free from dust, dirt, grease, ice and frost.
- Moisten the surfaces before applying the foam when the ambient temperature is above 0 °C.
- Hold the can UPSIDE DOWN during application.
- Remove the protective cap.
- Screw the gun onto the threaded cross-shaped adapter. Ensure that the connection is secure.
- Shake the can thoroughly at least 15 times over 30 seconds.
- Fill the gap to ⅔ of its volume, applying the foam from bottom to top.
- Adjust the foam output with the gun adjustment screw.
- Shake the can periodically during use.
- After application, mist the foam using a sprayer.
- Remove uncured foam with **KUDO Foam & Gun Cleaner**.
- After the foam has fully cured, trim off any excess with a knife.
- Use **KUDO Foam Remover** for cured foam.
- After full cure (12–24 hours*), the foam can be cut, plastered and painted.
- Protect from UV radiation and precipitation.

Colour	white
Foam yield	up to 70 l*
Cell structure	uniform, fine cells
Post-expansion	20–45 %
Skin formation time	up to 6 min*
Cutting time	up to 20 min*
Full cure time	up to 90 min*
Density	10–20 kg/m³
Ambient temperature	0 °C … +35 °C
Can temperature	0 °C … +35 °C (optimum +18 °C … +20 °C)
Cured foam temperature resistance	–40 °C … +90 °C
Storage temperature	+5 °C … +25 °C

** At +23 °C and 50 % relative humidity.*

Shelf life: **18 months when stored as specified**
Can: **1000 ml**

90 MIN XPRESS

Rapid curing and cell formation ensure dimensional stability in the installation joint, with no significant shrinkage or expansion. The foam does not separate from the surfaces or distort the structure, maintaining an airtight joint.

Applications

For installing glazed structures, door frames and window sills, fixing wall panels, sealing gaps and voids, providing thermal and acoustic insulation in joints, and other construction, finishing and installation work.

High-quality one-component polyurethane foam with excellent adhesion to most construction materials, including concrete, brick, plaster, wood and plastics, except polyethylene, polypropylene and PTFE. Provides a uniform, consistent yield and an ideal fine-cell cured structure. Offers excellent thermal and acoustic insulation. Low post-expansion prevents distortion of the structure.

OPERATES AT -18°C

Directions for use

- **Before starting work, ensure that the valve seat in the gun adapter is thoroughly clean. Otherwise, the valve may open prematurely.**
- Apply at an ambient temperature of −18 °C to +30 °C and a relative humidity of at least 50 %.
- For maximum yield and optimum physical and mechanical properties, maintain the can temperature specified in the table.
- Cover adjacent surfaces with protective sheeting to keep them clean.
- Apply to surfaces free from dust, dirt, grease, ice and frost.
- Moisten the surfaces before applying the foam: use water above 0 °C and **KUDO Foam Activator** below 0 °C.
- Hold the can UPSIDE DOWN during application.
- Remove the protective cap.
- Screw the gun onto the threaded cross-shaped adapter. Ensure that the connection is secure.
- Shake the can thoroughly at least 15 times over 30 seconds.
- Fill the gap to ⅔ of its volume, applying the foam from bottom to top.
- Adjust the foam output with the gun adjustment screw.
- Shake the can periodically during use.
- After application, mist the foam with water when the ambient temperature is above 0 °C.
- After the foam has hardened completely, trim off any excess with a knife.
- Remove uncured foam with **KUDO Foam & Gun Cleaner**.
- Use **KUDO Foam Remover** for cured foam.
- After full cure (24–48 hours), the foam can be cut, plastered and painted.
- Protect from UV radiation and precipitation.

Colour	white
Foam yield	up to 50/65 l*
Cell structure	uniform, fine cells
Post-expansion	15–30 %
Skin formation time	10 min*
Cutting time	20 min*
Full cure time	24–48 h
Density	10–20 kg/m³
Ambient temperature	−18 °C … +30 °C
Can temperature	−10 °C … +30 °C
Cured foam temperature resistance	−40 °C … +90 °C
Storage temperature	+5 °C … +25 °C

** At +23 °C and 50 % relative humidity.*

Recommended application temperatures for KUDO winter foams:

Ambient temperature	20 °C	0 °C	−10 °C	−18 °C
Can temperature	+18 °C … +22 °C	+15 °C … +18 °C	+10 °C … +15 °C	+5 °C … +10 °C

Shelf life: **12 months when stored as specified**
Can: **1000 ml**

STABIL 2

Our proprietary next-generation formulation rapidly forms a stable, uniform three-dimensional structure in the cured foam, with an optimum balance of closed and open cells. It ensures enhanced thermal insulation and resistance to deformation in the installation joint. Complies with FEICA® TM 1004:2013.



KUPP10W50+

EAN-13: **4606445023770**
ITF-14: **14606445023777**



KUPP10W65+

EAN-13: **4606445021424**
ITF-14: **14606445021421**

KUDO Professional PU Foam
PROFF ABSOLUT 65 ALASKA





KUPP10W65

EAN-13: 4606445044621
ITF-14: 14606445044628

Applications

For installing glazed structures, door frames and window sills, fixing wall panels, sealing gaps and voids, providing thermal and acoustic insulation in joints, and other construction, finishing and installation work in winter at ambient temperatures down to −10 °C.

High-quality one-component polyurethane foam with excellent adhesion to most construction materials, including concrete, brick, plaster, wood and plastics, except polyethylene, polypropylene and PTFE. Provides a uniform, consistent yield and an ideal fine-cell cured structure. Offers excellent thermal and acoustic insulation. Low post-expansion prevents distortion of the structure.

Directions for use

- **Before starting work, ensure that the valve seat in the gun adapter is thoroughly clean. Otherwise, the valve may open prematurely.**
- Apply at an ambient temperature of −10 °C to +30 °C and a relative humidity of at least 50 %.
- For maximum yield and optimum physical and mechanical properties, condition the can at +18 °C to +20 °C for at least 10 hours before use.
- Cover adjacent surfaces with protective sheeting to keep them clean.
- Apply to surfaces free from dust, dirt, grease, ice and frost.
- Moisten the surfaces before applying the foam: use water above 0 °C and **KUDO Foam Activator** below 0 °C.
- Hold the can UPSIDE DOWN during application.
- Shake the can thoroughly at least 15 times over 30 seconds.
- Screw the gun onto the threaded cross-shaped adapter. Ensure that the connection is secure.
- Fill the gap to ⅔ of its volume, applying the foam from bottom to top.
- Adjust the foam output with the gun adjustment screw.
- Shake the can periodically during use.
- After application, mist the foam with water.
- After the foam has hardened completely, trim off any excess with a knife.
- Remove uncured foam with **KUDO Foam & Gun Cleaner**.
- Use **KUDO Foam Remover** for cured foam.
- After full cure (24–48 hours), the foam can be cut, plastered and painted.
- Protect from UV radiation and precipitation.

Colour	white
Foam yield	up to 65 l*
Cell structure	uniform, fine cells
Post-expansion	15–30 %
Skin formation time	up to 12 min*
Cutting time	up to 30 min*
Full cure time	24–48 h
Density	10–20 kg/m³
Ambient temperature	−10 °C … +30 °C
Can temperature	0 °C … +35 °C (optimum +18 °C … +20 °C)
Cured foam temperature resistance	−40 °C … +90 °C
Storage temperature	+5 °C … +25 °C

** At +23 °C and 50 % relative humidity.*

Shelf life: **18 months when stored as specified**
Can: **1000 ml**

STABIL²

Our proprietary next-generation formulation rapidly forms a stable, uniform three-dimensional structure in the cured foam, with an optimum balance of closed and open cells. It ensures enhanced thermal insulation and resistance to deformation in the installation joint. Complies with FEICA® TM 1004:2013.

Applications

For installing glazed structures, door frames and window sills, fixing wall panels, sealing gaps and voids, providing thermal and acoustic insulation in joints, and other construction, finishing and installation work.

High-quality one-component polyurethane foam with excellent adhesion to most construction materials, including concrete, brick, plaster, wood and plastics, except polyethylene, polypropylene and PTFE. Provides a uniform, consistent yield and an ideal fine-cell cured structure. Offers excellent thermal and acoustic insulation. Low post-expansion prevents distortion of the structure.

OPERATES AT –25°C

Directions for use

- **Before starting work, ensure that the valve seat in the gun adapter is thoroughly clean. Otherwise, the valve may open prematurely.**
- Apply at an ambient temperature of –25 °C to +30 °C and a relative humidity of at least 50 %.
- For maximum yield and optimum physical and mechanical properties, maintain the can temperature specified in the table.
- Cover adjacent surfaces with protective sheeting to keep them clean.
- Apply to surfaces free from dust, dirt, grease, ice and frost.
- Moisten the surfaces before applying the foam: use water above 0 °C and **KUDO Foam Activator** below 0 °C.
- Hold the can UPSIDE DOWN during application.
- Remove the protective cap.
- Screw the gun onto the threaded cross-shaped adapter. Ensure that the connection is secure.
- Shake the can thoroughly at least 15 times over 30 seconds.
- Fill the gap to ⅔ of its volume, applying the foam from bottom to top.
- Adjust the foam output with the gun adjustment screw.
- Shake the can periodically during use.
- After application, mist the foam with water when the ambient temperature is above 0 °C.
- After the foam has hardened completely, trim off any excess with a knife.
- Remove uncured foam with **KUDO Foam & Gun Cleaner**.
- Use **KUDO Foam Remover** for cured foam.
- After full cure (24–48 hours), the foam can be cut, plastered and painted.
- Protect from UV radiation and precipitation.

Colour	white
Foam yield	up to 65/70 l*
Cell structure	uniform, fine cells
Post-expansion	15–30 %
Skin formation time	10 min*
Cutting time	20 min*
Full cure time	24–48 h*
Density	10–20 kg/m³
Ambient temperature	–25 °C … +30 °C
Can temperature	–10 °C … +30 °C
Cured foam temperature resistance	–40 °C … +90 °C
Storage temperature	+5 °C … +25 °C

** At +23 °C and 50 % relative humidity.*

Recommended application temperatures for KUDO winter foams:

Ambient temperature	20 °C	0 °C	–10 °C	–25 °C
Can temperature	+18 °C … +22 °C	+15 °C … +18 °C	+10 °C … +15 °C	+5 °C … +10 °C

Shelf life: **12 months when stored as specified**
Can: **1000 ml**

STABIL²

Our proprietary next-generation formulation rapidly forms a stable, uniform three-dimensional structure in the cured foam, with an optimum balance of closed and open cells. It ensures enhanced thermal insulation and resistance to deformation in the installation joint. Complies with FEICA® TM 1004:2013.



KUPP10WN65++

EAN-13: **4606445025026**
ITF-14: **14606445025023**

KUPP10WN70+

EAN-13: **4606445024173**
ITF-14: **14606445024170**

KUDO Professional Summer PU Foam
PURE CLOUD

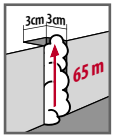



KUPP10S80

EAN-13: 4606445052596
ITF-14: 14606445052593

Applications

For installing glazed structures, door frames and window sills, fixing wall panels, sealing gaps and voids, providing thermal and acoustic insulation in joints, and other construction, finishing and installation work.

High-quality one-component polyurethane foam with excellent adhesion to most construction materials, including concrete, brick, plaster, wood and plastics, except polyethylene, polypropylene and PTFE. Features maximum primary expansion, increased yield and an ideal fine-cell cured structure. Provides excellent thermal and acoustic insulation.

Directions for use

- **Before starting work, ensure that the valve seat in the gun adapter is thoroughly clean. Otherwise, the valve may open prematurely.**
- Apply at an ambient temperature of 0 °C to +35 °C and a relative humidity of at least 50 %.
- For maximum yield and optimum physical and mechanical properties, condition the can at +18 °C to +20 °C for at least 10 hours before use. Permitted can temperature: +10 °C to +28 °C.
- Cover adjacent surfaces with protective sheeting to keep them clean.
- Apply to surfaces free from dust, dirt, grease, ice and frost.
- Moisten the surfaces before applying the foam.
- Hold the can UPSIDE DOWN during application.
- Remove the protective cap.
- Screw the gun onto the threaded cross-shaped adapter. Ensure that the connection is secure.
- Shake the can thoroughly at least 15 times over 30 seconds.
- Fill the gap to ½ of its volume, applying the foam from bottom to top.
- Adjust the foam output with the gun adjustment screw.
- Shake the can periodically during use.
- After application, mist the foam using a sprayer.
- Remove uncured foam with **KUDO Foam & Gun Cleaner**.
- Use **KUDO Foam Remover** for cured foam.

Colour	white
Foam yield	up to 80 l*
Cell structure	uniform, fine cells
Post-expansion	30–40 %
Skin formation time	up to 6 min*
Cutting time	up to 20 min*
Full cure time	24 h
Density	10–15 kg/m³
Ambient temperature	0 °C … +35 °C
Can temperature	+10 °C … +28 °C
Cured foam temperature resistance	−40 °C … +90 °C
Storage temperature	+5 °C … +25 °C

** At +23 °C and 50 % relative humidity.*

Shelf life: **18 months when stored as specified**
Can: **1000 ml**

Our proprietary Dual Smart Foam® technology offers balanced performance for both installation work requiring high resistance to deformation and joint filling. It combines increased yield and maximum primary and secondary expansion with minimal pressure on the structure.

Applications

For installation joints requiring high resistance to deformation and high elasticity. Suitable for installing glazed structures, fixing window sills and wall panels, and sealing and filling gaps and voids. For winter use at ambient temperatures down to −18 °C.

Provides excellent thermal and acoustic insulation. Offers excellent adhesion to most construction materials, including concrete, brick, plaster, wood and plastics, except polyethylene, polypropylene and PTFE.



Directions for use

- **Before starting work, ensure that the valve seat in the gun adapter is thoroughly clean. Otherwise, the valve may open prematurely.**
- Apply at an ambient temperature of −18 °C to +30 °C and a relative humidity of at least 50 %.
- For maximum yield and optimum physical and mechanical properties, maintain the can temperature specified in the table.
- Cover adjacent surfaces with protective sheeting to keep them clean.
- Apply to surfaces free from dust, dirt, grease, ice and frost.
- Moisten the surfaces before applying the foam: use water above 0 °C and **KUDO Foam Activator** below 0 °C.
- Hold the can UPSIDE DOWN during application.
- Remove the protective cap.
- Screw the gun onto the threaded cross-shaped adapter. Ensure that the connection is secure.
- Shake the can thoroughly at least 15 times over 30 seconds.
- Fill the gap to ½ of its volume, applying the foam from bottom to top.
- Adjust the foam output with the gun adjustment screw.
- Shake the can periodically during use.
- After application, mist the foam using a sprayer.
- Remove uncured foam with **KUDO Foam & Gun Cleaner**.
- Use **KUDO Foam Remover** for cured foam.

Colour	white
Foam yield	up to 80 l*
Cell structure	uniform, fine cells
Post-expansion	30–40 %
Skin formation time	up to 6 min*
Cutting time	up to 20 min*
Full cure time	24–48 h*
Density	10–15 kg/m^3
Ambient temperature	−18 °C … +30 °C
Can temperature	+10 °C … +28 °C
Cured foam temperature resistance	−40 °C … +90 °C
Storage temperature	+5 °C … +25 °C

** At +23 °C and 50 % relative humidity.*



Shelf life: **12 months when stored as specified**
Can: **1000 ml**

DSF®

Our proprietary Dual Smart Foam® technology offers balanced performance for both installation work requiring high resistance to deformation and joint filling. It combines increased yield and maximum primary and secondary expansion with minimal pressure on the structure.

KUPP10W80

EAN-13: **4606445050660**
ITF-14: **14606445050667**

KUDO Professional Highly Flexible PU Foam
PUR-O-FLEX

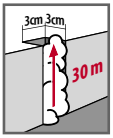



KUPP10FL35+

EAN-13: 4606445049206
ITF-14: 14606445049203

Applications

High-quality one-component flexible polyurethane foam, resistant to vibration and deformation. Provides excellent adhesion to most construction materials, including concrete, brick, plaster and wood, except polyethylene, polypropylene and PTFE. Offers a uniform, consistent yield and an ideal fine-cell cured structure that retains its flexibility throughout its service life. Provides excellent thermal and acoustic insulation. The cured foam has good stability and withstands repeated compression and extension of the joint.

Directions for use

- **Before starting work, ensure that the valve seat in the gun adapter is thoroughly clean. Otherwise, the valve may open prematurely.**
- Apply at an ambient temperature of –10 °C to +35 °C and a relative humidity of at least 50 %.
- For maximum yield and optimum physical and mechanical properties, condition the can at +18…20 °C for at least 10 hours before use.
- Apply to surfaces free from dust, dirt, grease, ice and frost.
- Moisten the surfaces with water before applying the foam.
- Hold the can UPSIDE DOWN during application.
- Shake the can thoroughly at least 15 times over 30 seconds.
- Fill the gap to ⅔ of its volume, applying the foam from bottom to top.
- Adjust the foam output with the gun adjustment screw. Shake the can periodically during use.
- After application, mist the foam using a sprayer.
- Remove uncured foam with **KUDO Foam & Gun Cleaner**.
- After the foam has fully cured, trim off any excess with a knife.
- Use **KUDO Foam Remover** for cured foam.
- After full cure (24–48 hours*), the foam can be cut, plastered and painted.
- Protect from UV radiation and precipitation.

Colour	white
Foam yield	up to 35 l*
Cell structure	uniform, fine to medium cells
Post-expansion	less than 15 %
Skin formation time	up to 7 min*
Cutting time	up to 20 min*
Full cure time	24–48 h*
Density	10–20 kg/m³
Ambient temperature	–10 °C … +35 °C
Can temperature	0 °C … +35 °C (optimum +18 °C … +20 °C)
Cured foam temperature resistance	–40 °C … +90 °C
Storage temperature	+5 °C … +25 °C

** At +23 °C and 50 % relative humidity*

Shelf life: **12 months when stored as specified**
Can: **1000 ml**

SRF SMART RECOVERY FOAM

The new highly elastic foam formulation increases the resistance of installation joints to deformation across a wide range of service conditions.

Applications

Specially developed for installing glazed structures. The cured foam is elastic and highly resistant to deformation, reliably accommodating joint movement caused by temperature changes and displacement of structural elements. Low pressure during expansion and curing prevents distortion of window frames. Excellent thermal and acoustic insulation helps maintain an optimum indoor temperature and provides effective sound insulation. Offers excellent adhesion to most construction materials, including concrete, brick, wood, metal and plastics, except polyethylene, polypropylene and PTFE.

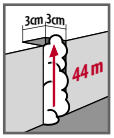

Directions for use

- Apply at an ambient temperature of 0 °C to +35 °C and a relative humidity of at least 50 %.
- For maximum yield and optimum physical and mechanical properties, condition the can at +18 °C to +20 °C for at least 10 hours before use.
- Cover adjacent surfaces with protective sheeting to keep them clean.
- Apply to surfaces free from dust, dirt, grease, ice and frost.
- Moisten the surfaces before applying the foam when the ambient temperature is above 0 °C.
- Hold the can UPSIDE DOWN during application.
- Remove the protective cap.
- Screw the gun onto the threaded cross-shaped adapter. Ensure that the connection is secure.
- Shake the can thoroughly at least 15 times over 30 seconds.
- Fill the gap to ⅔ of its volume, applying the foam from bottom to top.
- Adjust the foam output with the gun adjustment screw.
- Shake the can periodically during use.
- After application, mist the foam with water when the ambient temperature is above 0 °C.
- After the foam has hardened completely, trim off any excess with a knife.
- Remove uncured foam with **KUDO Foam & Gun Cleaner**.
- Use **KUDO Foam Remover** for cured foam.
- After full cure (24 hours), the foam can be cut, plastered and painted.
- Protect from UV radiation and precipitation.

Colour	white
Foam yield	up to 60 l*
Cell structure	uniform, fine cells
Post-expansion	25 %
Skin formation time	up to 10 min*
Cutting time	up to 20 min*
Full cure time	24 h
Density	10–20 kg/m³
Ambient temperature	0 °C … +35 °C
Can temperature	0 °C … +35 °C (optimum +18 °C … +20 °C)
Cured foam temperature resistance	–40 °C … +90 °C
Storage temperature	+5 °C … +25 °C

** At +23 °C and 50 % relative humidity*



Shelf life: **15 months when stored as specified**
Can: **1000 ml**

STABIL 2

Our proprietary next-generation formulation rapidly forms a stable, uniform three-dimensional structure in the cured foam, with an optimum balance of closed and open cells. It ensures enhanced thermal insulation and resistance to deformation in the installation joint. Complies with FEICA® TM 1004:2013.

KUPTW10S60

EAN-13: **4606445028768**
ITF-14: **14606445028765**

KUDO Professional Winter PU Foam for Windows and Doors
TREND WINDOW 60

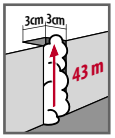



KUPTW10W60

EAN-13: 4606445029239
ITF-14: 14606445029236

Applications

Specially developed for installing glazed structures. The cured foam is elastic and highly resistant to deformation, reliably accommodating joint movement caused by temperature changes and displacement of structural elements. Low pressure during expansion and curing prevents distortion of window frames. Excellent thermal and acoustic insulation helps maintain an optimum indoor temperature and provides effective sound insulation. Offers excellent adhesion to most construction materials, including concrete, brick, wood, metal and plastics, except polyethylene, polypropylene and PTFE.

Directions for use

- Apply at an ambient temperature of –10 °C to +35 °C and a relative humidity of at least 50 %.
- For maximum yield and optimum physical and mechanical properties, condition the can at +18 °C to +20 °C for at least 10 hours before use.
- Cover adjacent surfaces with protective sheeting to keep them clean.
- Apply to surfaces free from dust, dirt, grease, ice and frost.
- Moisten the surfaces before applying the foam: use water above 0 °C and **KUDO Foam Activator** below 0 °C.
- Hold the can UPSIDE DOWN during application.
- Remove the protective cap.
- Screw the gun onto the threaded cross-shaped adapter. Ensure that the connection is secure.
- Shake the can thoroughly at least 15 times over 30 seconds.
- Fill the gap to ⅔ of its volume, applying the foam from bottom to top.
- Adjust the foam output with the gun adjustment screw.
- Shake the can periodically during use.
- After application, mist the foam with water when the ambient temperature is above 0 °C.
- After the foam has hardened completely, trim off any excess with a knife.
- Remove uncured foam with **KUDO Foam & Gun Cleaner**.
- Use **KUDO Foam Remover** for cured foam.
- After full cure (24–48 hours), the foam can be cut, plastered and painted.
- Protect from UV radiation and precipitation.

Colour	white
Foam yield	up to 60 l*
Cell structure	uniform, fine cells
Post-expansion	25 %
Skin formation time	up to 10 min*
Cutting time	up to 20 min*
Full cure time	24–48 h
Density	10–20 kg/m³
Ambient temperature	–10 °C … +35 °C
Can temperature	–5 °C … +35 °C (optimum +18 °C … +20 °C)
Cured foam temperature resistance	–40 °C … +90 °C
Storage temperature	+5 °C … +25 °C

** At +23 °C and 50 % relative humidity.*

Shelf life: **12 months when stored as specified**
Can: **1000 ml**

STABIL 2

Our proprietary next-generation formulation rapidly forms a stable, uniform three-dimensional structure in the cured foam, with an optimum balance of closed and open cells. It ensures enhanced thermal insulation and resistance to deformation in the installation joint. Complies with FEICA® TM 1004:2013.

Applications

For installing glazed structures, door frames and window sills, fixing wall panels, sealing gaps and voids, providing thermal and acoustic insulation in joints, and other construction, finishing and installation work.

High-quality one-component polyurethane foam with excellent adhesion to most construction materials, including concrete, brick, plaster, wood and plastics, except polyethylene, polypropylene and PTFE. Provides a uniform, consistent yield and an ideal fine-cell cured structure. Offers excellent thermal and acoustic insulation. Low post-expansion prevents distortion of the structure.

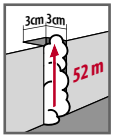

Directions for use

- Apply at an ambient temperature of 0 °C to +35 °C and a relative humidity of at least 50 %.
- For maximum yield and optimum physical and mechanical properties, condition the can at +18 °C to +20 °C for at least 10 hours before use.
- Cover adjacent surfaces with protective sheeting to keep them clean.
- Apply to surfaces free from dust, dirt, grease, ice and frost.
- Moisten the surfaces before applying the foam when the ambient temperature is above 0 °C.
- Hold the can UPSIDE DOWN during application.
- Remove the protective cap.
- Screw the gun onto the threaded cross-shaped adapter. Ensure that the connection is secure.
- Shake the can thoroughly at least 15 times over 30 seconds.
- Fill the gap to ⅔ of its volume, applying the foam from bottom to top.
- Adjust the foam output with the gun adjustment screw.
- Shake the can periodically during use.
- After application, mist the foam with water when the ambient temperature is above 0 °C.
- After the foam has hardened completely, trim off any excess with a knife.
- Remove uncured foam with **KUDO Foam & Gun Cleaner**.
- Use **KUDO Foam Remover** for cured foam.
- After full cure (24 hours), the foam can be cut, plastered and painted.
- Protect from UV radiation and precipitation.

Colour	white
Foam yield	up to 65 l*
Cell structure	uniform, fine cells
Post-expansion	15–30 %
Skin formation time	up to 10 min*
Cutting time	up to 20 min*
Full cure time	24 h
Density	10–20 kg/m³
Ambient temperature	0 °C … +35 °C
Can temperature	0 °C … +30 °C (optimum +18 °C … +20 °C)
Cured foam temperature resistance	–40 °C … +90 °C
Storage temperature	+5 °C … +25 °C

** At +23 °C and 50 % relative humidity*



Shelf life: **15 months when stored as specified**
Can: **1000 ml**

STABIL²

Our proprietary next-generation formulation rapidly forms a stable, uniform three-dimensional structure in the cured foam, with an optimum balance of closed and open cells. It ensures enhanced thermal insulation and resistance to deformation in the installation joint. Complies with FEICA® TM 1004:2013.

KUPT10S65++

EAN-13: **4606445035407**
ITF-14: **14606445035404**

KUDO Professional PU Foam
TREND 65

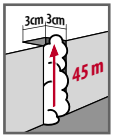



KUPT10S65

EAN-13: 4606445046618
ITF-14: 14606445046615

Applications

One-component polyurethane foam for installing glazed structures, door frames and window sills, fixing wall panels, sealing gaps and voids, and other construction, finishing and installation work. Specially developed for a wide range of professional sealing and thermal and acoustic insulation applications in construction.

Offers excellent adhesion to most construction materials, including concrete, brick, plaster, wood and plastics, except polyethylene, polypropylene and PTFE. Provides a uniform, consistent yield and an ideal fine-cell cured structure. Offers excellent thermal and acoustic insulation.

Low expansion pressure prevents distortion of the structure.

Directions for use

- **Before starting work, ensure that the valve seat in the gun adapter is thoroughly clean. Otherwise, the valve may open prematurely.**
- Apply at an ambient temperature of +5 °C to +35 °C and a relative humidity of at least 50 %. Can temperature: +5 °C to +30 °C.
- For maximum yield and optimum physical and mechanical properties, condition the can at +18…20 °C for at least 10 hours before use.
- Cover adjacent surfaces with protective sheeting to keep them clean.
- Apply to surfaces free from dust, dirt, grease, ice and frost.
- Moisten the surfaces with water before applying the foam.
- Hold the can UPSIDE DOWN during application.
- Shake the can thoroughly at least 15 times over 30 seconds.
- Screw the gun onto the threaded cross-shaped adapter.
- Fill the gap to ⅔ of its volume, applying the foam from bottom to top.
- Adjust the foam output with the gun adjustment screw.
- Shake the can periodically during use.
- After application, mist the foam using a sprayer.
- Remove uncured foam with **KUDO Foam & Gun Cleaner**.
- After the foam has fully cured, trim off any excess with a knife.
- Use **KUDO Foam Remover** for cured foam.
- After full cure (24 hours), the foam can be cut, plastered and painted.
- Protect from UV radiation and precipitation.

Colour	white
Foam yield	up to 65 l*
Cell structure	uniform, fine cells
Post-expansion	no more than 25 %
Skin formation time	up to 12 min*
Cutting time	up to 25 min*
Full cure time	24 h
Density	10–20 kg/m³
Ambient temperature	+5 °C … +35 °C
Can temperature	+5 °C … +30 °C (optimum +18 °C … +20 °C)
Cured foam temperature resistance	–40 °C … +90 °C
Storage temperature	+5 °C … +25 °C

** At +23 °C and 50 % relative humidity*

Shelf life: **12 months when stored as specified**
Can: **1000 ml**

STABIL²

Our proprietary next-generation formulation rapidly forms a stable, uniform three-dimensional structure in the cured foam, with an optimum balance of closed and open cells. It ensures enhanced thermal insulation and resistance to deformation in the installation joint. Complies with FEICA® TM 1004:2013.

Applications

One-component polyurethane foam for installing glazed structures, door frames and window sills, fixing wall panels, sealing gaps and voids, and other construction, finishing and installation work. Specially developed for a wide range of professional sealing and thermal and acoustic insulation applications in construction.

Offers excellent adhesion to most construction materials, including concrete, brick, plaster, wood and plastics, except polyethylene, polypropylene and PTFE. Provides a uniform, consistent yield and an ideal fine-cell cured structure. Offers excellent thermal and acoustic insulation. Low expansion pressure prevents distortion of the structure.

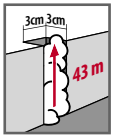

Directions for use

- **Before starting work, ensure that the valve seat in the gun adapter is thoroughly clean. Otherwise, the valve may open prematurely.**
- Apply at an ambient temperature of −18 °C to +30 °C and a relative humidity of at least 50 %. Can temperature: +18 °C to +25 °C.
- For maximum yield and optimum physical and mechanical properties, condition the can at +18 °C to +20 °C for at least 10 hours before use.
- Cover adjacent surfaces with protective sheeting to keep them clean.
- Apply to surfaces free from dust, dirt, grease, ice and frost.
- Moisten the surfaces before applying the foam: use water above 0 °C and **KUDO Foam Activator** below 0 °C.
- Hold the can UPSIDE DOWN during application.
- Shake the can thoroughly at least 15 times over 30 seconds.
- Screw the gun onto the threaded cross-shaped adapter.
- Fill the gap to ⅔ of its volume, applying the foam from bottom to top.
- Adjust the foam output with the gun adjustment screw.
- Shake the can periodically during use.
- After application, mist the foam using a sprayer.
- Remove uncured foam with **KUDO Foam & Gun Cleaner**.
- After the foam has fully cured, trim off any excess with a knife.
- Use **KUDO Foam Remover** for cured foam.
- After full cure (48 hours), the foam can be cut, plastered and painted.
- Protect from UV radiation and precipitation.

Colour	white
Foam yield	up to 65 l*
Cell structure	uniform, fine cells
Post-expansion	25 %
Skin formation time	up to 12 min*
Cutting time	up to 25 min*
Full cure time	48 h
Density	10–20 kg/m^3
Ambient temperature	−18 °C … +30 °C
Can temperature	+18 °C … +25 °C (optimum +18 °C … +20 °C)
Cured foam temperature resistance	−40 °C … +90 °C
Storage temperature	+5 °C … +25 °C

** At +23 °C and 50 % relative humidity.*



Shelf life: **12 months when stored as specified**
Can: **1000 ml**

STABIL²

Our proprietary next-generation formulation rapidly forms a stable, uniform three-dimensional structure in the cured foam, with an optimum balance of closed and open cells. It ensures enhanced thermal insulation and resistance to deformation in the installation joint. Complies with FEICA® TM 1004:2013.

KUPT10W65

EAN-13: **4606445047851**
ITF-14: **14606445047858**

KUDO Professional Winter PU Foam TREND 65++

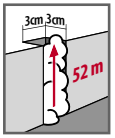



KUPT10W65++

EAN-13: 4606445037951
ITF-14: 14606445037958

Applications

Specially developed for installing glazed structures. The cured foam is elastic and highly resistant to deformation, reliably accommodating joint movement caused by temperature changes and displacement of structural elements. Low pressure during expansion and curing prevents distortion of window frames. Excellent thermal and acoustic insulation helps maintain an optimum indoor temperature and provides effective sound insulation. Offers excellent adhesion to most construction materials, including concrete, brick, wood, metal and plastics, except polyethylene, polypropylene and PTFE.

Directions for use

- Apply at an ambient temperature of –10 °C to +35 °C and a relative humidity of at least 50 %.
- For maximum yield and optimum physical and mechanical properties, condition the can at +18 °C to +20 °C for at least 10 hours before use.
- Cover adjacent surfaces with protective sheeting to keep them clean.
- Apply to surfaces free from dust, dirt, grease, ice and frost.
- Moisten the surfaces before applying the foam: use water above 0 °C and **KUDO Foam Activator** below 0 °C.
- Hold the can UPSIDE DOWN during application.
- Remove the protective cap.
- Screw the gun onto the threaded cross-shaped adapter. Ensure that the connection is secure.
- Shake the can thoroughly at least 15 times over 30 seconds.
- Fill the gap to ⅔ of its volume, applying the foam from bottom to top.
- Adjust the foam output with the gun adjustment screw.
- Shake the can periodically during use.
- After application, mist the foam with water when the ambient temperature is above 0 °C.
- After the foam has hardened completely, trim off any excess with a knife.
- Remove uncured foam with **KUDO Foam & Gun Cleaner**.
- Use **KUDO Foam Remover** for cured foam.
- After full cure (24–48 hours), the foam can be cut, plastered and painted.
- Protect from UV radiation and precipitation.

Colour	white
Foam yield	up to 65 l*
Cell structure	uniform, fine cells
Post-expansion	15–30 %
Skin formation time	up to 10 min*
Cutting time	up to 20 min*
Full cure time	24–48 h
Density	10–20 kg/m³
Ambient temperature	–13 °C … +30 °C
Can temperature	–5 °C … +30 °C (optimum +18 °C … +20 °C)
Cured foam temperature resistance	–40 °C … +90 °C
Storage temperature	+5 °C … +25 °C

** At +23 °C and 50 % relative humidity.*

Shelf life: **12 months when stored as specified**
Can: **1000 ml**

STABIL2

Our proprietary next-generation formulation rapidly forms a stable, uniform three-dimensional structure in the cured foam, with an optimum balance of closed and open cells. It ensures enhanced thermal insulation and resistance to deformation in the installation joint. Complies with FEICA® TM 1004:2013.

Applications

For installing glazed structures, door frames and window sills, fixing wall panels, sealing gaps and voids, providing thermal and acoustic insulation in joints, and other construction, finishing and installation work. Ideal for structures with enhanced fire resistance requirements.

High-quality one-component polyurethane foam with excellent adhesion to most construction materials, including concrete, brick, plaster, wood and plastics, except polyethylene, polypropylene and PTFE. Provides a uniform, consistent yield and an ideal fine-cell cured structure. Offers excellent thermal and acoustic insulation. Low post-expansion prevents distortion of the structure.

Directions for use

- Apply at an ambient temperature of −10 °C to +35 °C and a relative humidity of at least 50 %.
- For maximum yield and optimum physical and mechanical properties, condition the can at +18 °C to +20 °C for at least 10 hours before use.
- Cover adjacent surfaces with protective sheeting to keep them clean.
- Apply to surfaces free from dust, dirt, grease, ice and frost.
- Moisten the surfaces before applying the foam when the ambient temperature is above 0 °C.
- Hold the can UPSIDE DOWN during application.
- Remove the protective cap.
- Screw the gun onto the threaded cross-shaped adapter. Ensure that the connection is secure.
- Shake the can thoroughly at least 15 times over 30 seconds.
- Fill the gap to ⅔ of its volume, applying the foam from bottom to top.
- Adjust the foam output with the gun adjustment screw.
- Shake the can periodically during use.
- After application, mist the foam with water when the ambient temperature is above 0 °C.
- After the foam has hardened completely, trim off any excess with a knife.
- Remove uncured foam with **KUDO Foam & Gun Cleaner**.
- Use **KUDO Foam Remover** for cured foam.
- After full cure (24–48 hours), the foam can be cut, plastered and painted.
- Protect from UV radiation and precipitation.

Colour	pink
Foam yield	up to 45 l*
Cell structure	uniform, fine cells
Post-expansion	15–30 %
Skin formation time	up to 10 min*
Cutting time	up to 30 min*
Full cure time	24–48 h
Density	15–20 kg/m^3
Ambient temperature	−10 °C … +35 °C
Can temperature	+18 °C … +30 °C (optimum +18 °C … +20 °C)
Cured foam temperature resistance	−40 °C … +90 °C (short-term: −65 °C to +130 °C)
Storage temperature	+5 °C … +25 °C

** At +23 °C and 50 % relative humidity*

Fire resistance of the cured fire-rated foam

JOINT DEPTH, mm	JOINT WIDTH, mm			
	40	30	20	10
60				EI 30
100	EI 60	EI 60	EI 90	EI 150
200	EI 120	EI 150	EI 150	EI 180
200 (combined seal)*		EI 240		

* **60 mm** foam layer + **80 mm** stone wool board with a density of at least 150 kg/m^3 + **60 mm** foam layer

Shelf life: **9 months when stored as specified**
Can: **1000 ml**

FCS technology:
controlled fire resistance
of installation joints of different
depths and widths.



KUPPF10U45+

EAN-13: **4606445026399**
ITF-14: **14606445026396**

KUDO Professional All-Season PU Foam
HOME 35

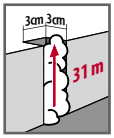



KUPHP06U35

EAN-13: 4606445034455
ITF-14: 14606445034452

Applications

For installing glazed structures, door frames and window sills, fixing wall panels, sealing gaps and voids, providing thermal and acoustic insulation in joints, and other construction, finishing and installation work.

High-quality one-component polyurethane foam with excellent adhesion to most construction materials, including concrete, brick, plaster, wood and plastics, except polyethylene, polypropylene and PTFE. Provides a uniform, consistent yield and an ideal fine-cell cured structure. Offers excellent thermal and acoustic insulation. Low post-expansion prevents distortion of the structure.

Directions for use

- Apply at an ambient temperature of –10 °C to +35 °C and a relative humidity of at least 50 %.
- For maximum yield and optimum physical and mechanical properties, condition the can at +18 °C to +20 °C for at least 10 hours before use.
- Cover adjacent surfaces with protective sheeting to keep them clean.
- Apply to surfaces free from dust, dirt, grease, ice and frost.
- Moisten the surfaces before applying the foam: use water above 0 °C and **KUDO Foam Activator** below 0 °C.
- Hold the can UPSIDE DOWN during application.
- Remove the protective cap.
- Screw the gun onto the threaded cross-shaped adapter. Ensure that the connection is secure.
- Shake the can thoroughly at least 15 times over 30 seconds.
- Fill the gap to ⅔ of its volume, applying the foam from bottom to top.
- Adjust the foam output with the gun adjustment screw.
- Shake the can periodically during use.
- After application, mist the foam with water when the ambient temperature is above 0 °C.
- After the foam has hardened completely, trim off any excess with a knife.
- Remove uncured foam with **KUDO Foam & Gun Cleaner**.
- Use **KUDO Foam Remover** for cured foam.
- After full cure (24–48 hours), the foam can be cut, plastered and painted.
- Protect from UV radiation and precipitation.

Colour	white
Foam yield	up to 35 l*
Cell structure	uniform, fine cells
Post-expansion	15–30 %
Skin formation time	12 min*
Cutting time	up to 40 min*
Full cure time	24–48 h
Density	10–20 kg/m³
Ambient temperature	–10 °C … +35 °C
Can temperature	–5 °C … +35 °C (optimum +18 °C … +20 °C)
Cured foam temperature resistance	–40 °C … +90 °C
Storage temperature	+5 °C … +25 °C

** At +23 °C and 50 % relative humidity.*

Shelf life: **15 months when stored as specified**
Can: **650 ml**

STABIL²

Our proprietary next-generation formulation rapidly forms a stable, uniform three-dimensional structure in the cured foam, with an optimum balance of closed and open cells. It ensures enhanced thermal insulation and resistance to deformation in the installation joint. Complies with FEICA® TM 1004:2013.

Applications

For installing glazed structures, door frames and window sills, fixing wall panels, sealing gaps and voids, providing thermal and acoustic insulation in joints, and other construction, finishing and installation work.

High-quality one-component polyurethane foam with excellent adhesion to most construction materials, including concrete, brick, plaster, wood and plastics, except polyethylene, polypropylene and PTFE. Provides a uniform, consistent yield and an ideal fine-cell cured structure. Offers excellent thermal and acoustic insulation. Low post-expansion prevents distortion of the structure.

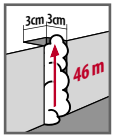

Directions for use

- Apply at an ambient temperature of –10 °C to +35 °C and a relative humidity of at least 50 %.
- For maximum yield and optimum physical and mechanical properties, condition the can at +18 °C to +20 °C for at least 10 hours before use.
- Cover adjacent surfaces with protective sheeting to keep them clean.
- Apply to surfaces free from dust, dirt, grease, ice and frost.
- Moisten the surfaces before applying the foam: use water above 0 °C and **KUDO Foam Activator** below 0 °C.
- Hold the can UPSIDE DOWN during application.
- Remove the protective cap.
- Screw the gun onto the threaded cross-shaped adapter. Ensure that the connection is secure.
- Shake the can thoroughly at least 15 times over 30 seconds.
- Fill the gap to ⅔ of its volume, applying the foam from bottom to top.
- Adjust the foam output with the gun adjustment screw.
- Shake the can periodically during use.
- After application, mist the foam with water when the ambient temperature is above 0 °C.
- After the foam has hardened completely, trim off any excess with a knife.
- Remove uncured foam with **KUDO Foam & Gun Cleaner**.
- Use **KUDO Foam Remover** for cured foam.
- After full cure (24–48 hours), the foam can be cut, plastered and painted.
- Protect from UV radiation and precipitation.

Colour	white
Foam yield	up to 45 l*
Cell structure	uniform, fine cells
Post-expansion	15–30 %
Skin formation time	12 min*
Cutting time	up to 40 min*
Full cure time	24–48 h
Density	10–20 kg/m³
Ambient temperature	–10 °C … +35 °C
Can temperature	–5 °C … +35 °C (optimum +18 °C … +20 °C)
Cured foam temperature resistance	–40 °C … +90 °C
Storage temperature	+5 °C … +25 °C

** At +23 °C and 50 % relative humidity.*



Shelf life: **15 months when stored as specified**
Can: **1000 ml**

STABIL²

Our proprietary next-generation formulation rapidly forms a stable, uniform three-dimensional structure in the cured foam, with an optimum balance of closed and open cells. It ensures enhanced thermal insulation and resistance to deformation in the installation joint. Complies with FEICA® TM 1004:2013.

KUPHP10U45

EAN-13: **4606445025057**
ITF-14: **14606445025054**

KUDO Professional All-Season PU Foam
HOME 65

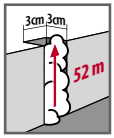



KUPHP10U65

EAN-13: 4606445025064
ITF-14: 14606445025061

Applications

For installing glazed structures, door frames and window sills, fixing wall panels, sealing gaps and voids, providing thermal and acoustic insulation in joints, and other construction, finishing and installation work.

High-quality one-component polyurethane foam with excellent adhesion to most construction materials, including concrete, brick, plaster, wood and plastics, except polyethylene, polypropylene and PTFE. Provides a uniform, consistent yield and an ideal fine-cell cured structure. Offers excellent thermal and acoustic insulation. Low post-expansion prevents distortion of the structure.

Directions for use

- Apply at an ambient temperature of –10 °C to +35 °C and a relative humidity of at least 50 %.
- For maximum yield and optimum physical and mechanical properties, condition the can at +18 °C to +20 °C for at least 10 hours before use.
- Cover adjacent surfaces with protective sheeting to keep them clean.
- Apply to surfaces free from dust, dirt, grease, ice and frost.
- Moisten the surfaces before applying the foam: use water above 0 °C and **KUDO Foam Activator** below 0 °C.
- Hold the can UPSIDE DOWN during application.
- Remove the protective cap.
- Screw the gun onto the threaded cross-shaped adapter. Ensure that the connection is secure.
- Shake the can thoroughly at least 15 times over 30 seconds.
- Fill the gap to ⅔ of its volume, applying the foam from bottom to top.
- Adjust the foam output with the gun adjustment screw.
- Shake the can periodically during use.
- After application, mist the foam with water when the ambient temperature is above 0 °C.
- After the foam has hardened completely, trim off any excess with a knife.
- Remove uncured foam with **KUDO Foam & Gun Cleaner**.
- Use **KUDO Foam Remover** for cured foam.
- After full cure (24–48 hours), the foam can be cut, plastered and painted.
- Protect from UV radiation and precipitation.

Colour	white
Foam yield	up to 65 l*
Cell structure	uniform, fine cells
Post-expansion	15–30 %
Skin formation time	12 min*
Cutting time	up to 40 min*
Full cure time	24–48 h
Density	10–20 kg/m³
Ambient temperature	–10 °C … +35 °C
Can temperature	–5 °C … +35 °C (optimum +18 °C … +20 °C)
Cured foam temperature resistance	–40 °C … +90 °C
Storage temperature	+5 °C … +25 °C

** At +23 °C and 50 % relative humidity.*

Shelf life: **15 months when stored as specified**
Can: **1000 ml**

STABIL²

Our proprietary next-generation formulation rapidly forms a stable, uniform three-dimensional structure in the cured foam, with an optimum balance of closed and open cells. It ensures enhanced thermal insulation and resistance to deformation in the installation joint. Complies with FEICA® TM 1004:2013.

Applications

One-component polyurethane foam for installing glazed structures, door frames and window sills, fixing wall panels, sealing gaps and voids, providing thermal and acoustic insulation in joints, and other construction, finishing and installation work. High-quality one-component polyurethane foam.

Offers excellent adhesion to most construction materials, including concrete, brick, plaster, wood and plastics, except polyethylene, polypropylene and PTFE. Provides a uniform, consistent yield and an ideal fine-cell cured structure. Offers excellent thermal and acoustic insulation. Low post-expansion prevents distortion of the structure.

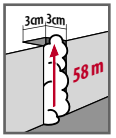

Directions for use

- Apply at an ambient temperature of –10 °C to +35 °C and a relative humidity of at least 50 %.
- For maximum yield and optimum physical and mechanical properties, condition the can at +18 °C to +20 °C for at least 10 hours before use.
- Cover adjacent surfaces with protective sheeting to keep them clean.
- Apply to surfaces free from dust, dirt, grease, ice and frost.
- Moisten the surfaces before applying the foam: use water above 0 °C and **KUDO Foam Activator** below 0 °C.
- Hold the can UPSIDE DOWN during application.
- Remove the protective cap.
- Screw the gun onto the threaded cross-shaped adapter. Ensure that the connection is secure.
- Shake the can thoroughly at least 15 times over 30 seconds.
- Fill the gap to ⅔ of its volume, applying the foam from bottom to top.
- Adjust the foam output with the gun adjustment screw.
- Shake the can periodically during use.
- After application, mist the foam with water when the ambient temperature is above 0 °C.
- After the foam has hardened completely, trim off any excess with a knife.
- Remove uncured foam with **KUDO Foam & Gun Cleaner**.
- Use **KUDO Foam Remover** for cured foam.
- After full cure (24–48 hours*), the foam can be cut, plastered and painted.
- Protect from UV radiation and precipitation.

Colour	white
Foam yield	up to 70 l*
Cell structure	uniform, fine cells
Post-expansion	15–30 %
Skin formation time	up to 10 min*
Cutting time	up to 40 min*
Full cure time	24–48 h
Apparent density	12–14 kg/m³
Ambient temperature	–10 °C … +35 °C
Can temperature	–5 °C … +35 °C (optimum +18 °C … +20 °C)
Cured foam temperature resistance	–40 °C … +90 °C
Storage temperature	+5 °C … +25 °C

** At +23 °C and 50 % relative humidity.*



Shelf life: **15 months when stored as specified**
Can: **1000 ml**

STABIL²

Our proprietary next-generation formulation rapidly forms a stable, uniform three-dimensional structure in the cured foam, with an optimum balance of closed and open cells. It ensures enhanced thermal insulation and resistance to deformation in the installation joint. Complies with FEICA® TM 1004:2013.

KUPHP10U70

EAN-13: **4606445044508**
ITF-14: **14606445044505**

DONEWELL Professional All-Season PU Foam 45 and 65

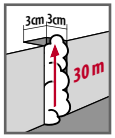

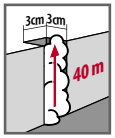





Applications

For installing glazed structures and a wide range of professional sealing and thermal and acoustic insulation applications in construction. Specially developed additives provide a balance of closed and open cells in DONEWELL foam, ensuring ideal resistance to deformation and an effective combination of thermal and acoustic insulation. Low post-expansion across the DONEWELL foam range enables effective control of foam consumption when filling joints. Fully cured DONEWELL foam offers enhanced water repellency, significantly reducing the effect of atmospheric moisture on the installation joint and maintaining its performance for considerably longer. Offers excellent adhesion to most construction materials, including concrete, brick, wood, metal and plastics, except polyethylene, polypropylene and PTFE.

Directions for use

- Apply at an ambient temperature of −10 °C to +35 °C and a relative humidity of at least 50 %.
- For maximum yield and optimum physical and mechanical properties, condition the can at +18 °C to +20 °C for at least 10 hours before use.
- Cover adjacent surfaces with protective sheeting to keep them clean.
- Apply to surfaces free from dust, dirt, grease, ice and frost.
- Moisten the surfaces before applying the foam: use water above 0 °C and **KUDO Foam Activator** below 0 °C.
- Hold the can UPSIDE DOWN during application.
- Shake the can thoroughly at least 15 times over 30 seconds.
- Remove the protective cap.
- Screw the gun onto the threaded cross-shaped adapter. Ensure that the connection is secure.
- Fill the gap to ⅔ of its volume, applying the foam from bottom to top.
- Adjust the foam output with the gun adjustment screw.
- Shake the can periodically during use.
- After application, mist the foam with water when the ambient temperature is above 0 °C.
- Remove uncured foam with **KUDO Foam & Gun Cleaner**.
- After the foam has hardened completely, trim off any excess with a knife.
- Use **KUDO Foam Remover** for cured foam.
- After full cure (24 hours), the foam can be cut, plastered and painted.
- Protect from UV radiation and precipitation.

Colour	white
Foam yield	up to 45/65 l*
Cell structure	uniform, medium cells
Post-expansion, max.	25 %
Skin formation time	up to 12 min*
Cutting time	up to 30 min*
Full cure time	24 h
Density	10–20 kg/m³
Ambient temperature	-10 °C … +35 °C
Can temperature	+10 °C … +30 °C (optimum +18 °C … +20 °C)
Cured foam temperature resistance	−40 °C … +90 °C
Storage temperature	+5 °C … +25 °C

** At +23 °C and 50 % relative humidity.*

Shelf life: **12 months when stored as specified**
Can: **1000 ml**

DPP10U45

EAN-13: **4606445038262**
ITF-14: **14606445038269**

DPP10U65

EAN-13: **4606445040401**
ITF-14: **14606445040408**

Applications

Specially developed for installing glazed structures and a wide range of professional sealing and thermal and acoustic insulation applications in construction.

Specially developed additives provide a balance of closed and open cells in DONEWELL foam, ensuring ideal resistance to deformation and an effective combination of thermal and acoustic insulation.

Low post-expansion across the DONEWELL foam range enables effective control of foam consumption when filling joints.

Fully cured DONEWELL foam offers enhanced water repellency, significantly reducing the effect of atmospheric moisture on the installation joint and maintaining its performance for considerably longer.

Offers excellent adhesion to most construction materials, including concrete, brick, wood, metal and plastics, except polyethylene, polypropylene and PTFE.

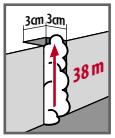

Directions for use

- Apply at an ambient temperature of +5 °C to +35 °C and a relative humidity of at least 50 %.
- For maximum yield and optimum physical and mechanical properties, condition the can at +18…20 °C for at least 10 hours before use.
- Cover adjacent surfaces with protective sheeting to keep them clean.
- Apply to surfaces free from dust, dirt, grease, ice and frost.
- Moisten the surfaces with water before applying the foam.
- Hold the can UPSIDE DOWN during application.
- Shake the can thoroughly at least 15 times over 30 seconds.
- Remove the protective cap.
- Screw the gun onto the threaded cross-shaped adapter. Ensure that the connection is secure.
- Fill the gap to ⅔ of its volume, applying the foam from bottom to top.
- Adjust the foam output with the gun adjustment screw. Shake the can periodically during use.
- After application, mist the foam using a sprayer.
- Remove uncured foam with **DONEWELL Foam & Gun Cleaner**.
- After the foam has fully cured, trim off any excess with a knife.
- Use **KUDO Foam Remover** for cured foam.
- After full cure (24 hours*), the foam can be cut, plastered and painted.
- Protect from UV radiation and precipitation.

Colour	white
Foam yield	up to 65 l*
Cell structure	uniform, medium cells
Post-expansion, max.	20 %
Skin formation time	up to 12 min*
Cutting time	up to 30 min*
Full cure time	24 h
Density	10–20 kg/m^3
Ambient temperature	+5 °C … +35 °C
Can temperature	+10 °C … +30 °C (optimum +18 °C … +20 °C)
Cured foam temperature resistance	–40 °C … +90 °C
Storage temperature	+5 °C … +25 °C

** At +23 °C and 50 % relative humidity.*



Shelf life: **12 months when stored as specified**
Can: **1000 ml**

DPP10S65

EAN-13: **4606445046885**
ITF-14: **14606445046882**

DONEWELL Professional Winter PU Foam 65

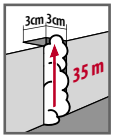



DPP10W65

EAN-13: 4606445047844
ITF-14: 14606445047841

Applications

For installing glazed structures and a wide range of professional sealing and thermal and acoustic insulation applications in construction.

The winter formulation of DONEWELL foam enables application at low humidity and ambient temperatures down to −18 °C, while ensuring a high-quality installation joint.

Specially developed additives regulate the balance of closed and open cells in DONEWELL foam, ensuring ideal resistance to deformation and an effective combination of thermal and acoustic insulation.

Low post-expansion across the DONEWELL foam range enables effective control of foam consumption when filling joints.

Fully cured DONEWELL foam offers enhanced water repellency, significantly reducing the effect of atmospheric moisture on the installation joint and maintaining its performance for considerably longer.

Offers excellent adhesion to most construction materials, including concrete, brick, wood, metal and plastics, except polyethylene, polypropylene and PTFE.

Directions for use

- Apply at an ambient temperature of −18 °C to +30 °C and a relative humidity of at least 50 %.
- For maximum yield and optimum physical and mechanical properties, condition the can at +18 °C to +20 °C for at least 10 hours before use.
- Cover adjacent surfaces with protective sheeting to keep them clean.
- Apply to surfaces free from dust, dirt, grease, ice and frost.
- Moisten the surfaces before applying the foam: use water above 0 °C and **KUDO Foam Activator** below 0 °C.
- Hold the can UPSIDE DOWN during application.
- Shake the can thoroughly at least 15 times over 30 seconds.
- Remove the protective cap.
- Screw the gun onto the threaded cross-shaped adapter. Ensure that the connection is secure.
- Fill the gap to ⅔ of its volume, applying the foam from bottom to top.
- Adjust the foam output with the gun adjustment screw. Shake the can periodically during use.
- After application, mist the foam using a sprayer.
- Remove uncured foam with **DONEWELL Foam & Gun Cleaner**.
- After the foam has fully cured, trim off any excess with a knife.
- Use **KUDO Foam Remover** for cured foam.
- After full cure (48 hours*), the foam can be cut, plastered and painted.
- Protect from UV radiation and precipitation.

Colour	white
Foam yield	up to 65 l*
Cell structure	uniform, medium cells
Post-expansion, max.	25 %
Skin formation time	up to 12 min*
Cutting time	up to 30 min*
Full cure time	48 h
Density	10–20 kg/m³
Ambient temperature	-18 °C … +30 °C
Can temperature	+10 °C … +30 °C (optimum +18 °C … +20 °C)
Cured foam temperature resistance	−40 °C … +90 °C
Storage temperature	+5 °C … +25 °C

** At +23 °C and 50 % relative humidity.*

Shelf life: **12 months when stored as specified**
Can: **1000 ml**

Applications

For installing glazed structures and a wide range of professional sealing and thermal and acoustic insulation applications in construction. The winter formulation of DONEWELL foam enables application at low humidity and ambient temperatures down to −10 °C, while ensuring a high-quality installation joint. Specially developed additives regulate the balance of closed and open cells in DONEWELL foam, ensuring ideal resistance to deformation and an effective combination of thermal and acoustic insulation. Low post-expansion across the DONEWELL foam range enables effective control of foam consumption when filling joints. Fully cured DONEWELL foam offers enhanced water repellency, significantly reducing the effect of atmospheric moisture on the installation joint and maintaining its performance for considerably longer. Offers excellent adhesion to most construction materials, including concrete, brick, wood, metal and plastics, except polyethylene, polypropylene and PTFE.

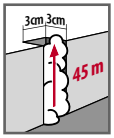

Directions for use

- Apply at an ambient temperature of −10 °C to +35 °C and a relative humidity of at least 50 %.
- For maximum yield and optimum physical and mechanical properties, condition the can at +18 °C to +20 °C for at least 10 hours before use.
- Cover adjacent surfaces with protective sheeting to keep them clean.
- Apply to surfaces free from dust, dirt, grease, ice and frost.
- Moisten the surfaces before applying the foam: use water above 0 °C and **KUDO Foam Activator** below 0 °C.
- Hold the can UPSIDE DOWN during application.
- Shake the can thoroughly at least 15 times over 30 seconds.
- Remove the protective cap.
- Screw the gun onto the threaded cross-shaped adapter. Ensure that the connection is secure.
- Fill the gap to ⅔ of its volume, applying the foam from bottom to top.
- Adjust the foam output with the gun adjustment screw.
- Shake the can periodically during use.
- After application, mist the foam with water when the ambient temperature is above 0 °C.
- Remove uncured foam with **KUDO Foam & Gun Cleaner**.
- After the foam has hardened completely, trim off any excess with a knife.
- Use **KUDO Foam Remover** for cured foam.
- After full cure (24–48 hours), the foam can be cut, plastered and painted.
- Protect from UV radiation and precipitation.

Colour	white
Foam yield	up to 70 l*
Cell structure	uniform, medium cells
Post-expansion, max.	25 %
Skin formation time	up to 12 min*
Cutting time	up to 30 min*
Full cure time	24 h
Density	10–20 kg/m³
Ambient temperature	−10 °C … +35 °C (all-season) / −10 °C … +30 °C (winter)
Can temperature	+10 °C … +30 °C (optimum +18 °C … +20 °C)
Cured foam temperature resistance	−40 °C … +90 °C
Storage temperature	+5 °C … +25 °C

** At +23 °C and 50 % relative humidity.*

Shelf life: **12 months when stored as specified**
Can: **1000 ml**



DPP10U70

EAN-13: **4606445037357**
ITF-14: **14606445037354**

DPP10W70

EAN-13: **4606445038170**
ITF-14: **14606445038177**

DONEWELL Professional Fire-Rated PU Foam 65

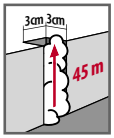



Applications

Specially developed for installing glazed structures and a wide range of professional sealing and thermal and acoustic insulation applications in construction. Ideal for structures with enhanced fire resistance requirements.

The FSFT® structure modifiers ensure optimum filling of installation joints with low pressure during expansion and curing. When used correctly, this prevents distortion of structural elements such as window frames, door frames and window sills.

DONEWELL foam delivers a consistent output from the can throughout the joint-filling process.

With its highly water-repellent surface layer and high proportion of closed cells, fully cured DONEWELL foam significantly reduces the passage of humid air through the installation joint. This maintains high thermal insulation performance in different climatic conditions, reducing building heating costs.

Offers excellent adhesion to most construction materials, including concrete, brick, wood, metal and plastics, except polyethylene, polypropylene and PTFE.

Directions for use

- Apply at an ambient temperature of –10 °C to +35 °C and a relative humidity of at least 50 %.
- Can temperature during application: +15…30 °C; optimum: +18…20 °C.
- Cover adjacent surfaces with protective sheeting to keep them clean.
- Apply to surfaces free from dust, dirt, grease, ice and frost.
- Moisten the surfaces before applying the foam: use water above 0 °C and **KUDO Foam Activator** below 0 °C.
- Hold the can UPSIDE DOWN during application.
- Shake the can thoroughly at least 15 times over 30 seconds.
- Remove the protective cap.
- Screw the gun onto the threaded cross-shaped adapter. Ensure that the connection is secure.
- Fill the gap to ⅔ of its volume, applying the foam from bottom to top.
- Adjust the foam output with the gun adjustment screw.
- Shake the can periodically during use.
- After application, mist the foam using a sprayer.
- Remove uncured foam with **KUDO Foam & Gun Cleaner**.
- After the foam has fully cured, trim off any excess with a knife.
- Use **KUDO Foam Remover** for cured foam.
- After full cure (24–48 hours), the foam can be cut, plastered and painted.
- Protect from UV radiation and precipitation.

Colour	pink
Foam yield	up to 65 l*
Cell structure	uniform, medium cells
Post-expansion, max.	15–30 %
Skin formation time	up to 12 min*
Cutting time	up to 35 min*
Full cure time	24–48 h*
Density	13–20 kg/m³
Ambient temperature	–10 °C … +35 °C
Can temperature	+10 °C … +30 °C (optimum +18 °C … +20 °C)
Cured foam temperature resistance	–50 °C … +90 °C
Storage temperature	+5 °C … +25 °C

** At +23 °C and 50 % relative humidity.*

Shelf life: **9 months when stored as specified**
Can: **1000 ml**

DPPF10U65

EAN-13: **4606445044492**
ITF-14: **14606445044499**

Applications

Specially developed for installing glazed structures and a wide range of professional sealing and thermal and acoustic insulation applications in construction.

The PFT® structure modifiers ensure optimum filling of installation joints with low pressure during expansion and curing. When used correctly, this prevents distortion of structural elements such as window frames, door frames and window sills.

The RUSH POWER FLEX foam range delivers a consistent output from the can throughout the joint-filling process.

With its highly water-repellent surface layer and high proportion of closed cells, fully cured RUSH foam significantly reduces the passage of humid air through the installation joint. This maintains high thermal insulation performance in different climatic conditions, reducing building heating costs.

Offers excellent adhesion to most construction materials, including concrete, brick, wood, metal and plastics, except polyethylene, polypropylene and PTFE.

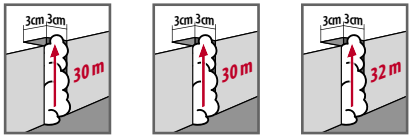

Directions for use

- Apply at an ambient temperature of +5 °C to +35 °C for summer foam or −10 °C to +35 °C for all-season foam, and a relative humidity of at least 50 %.
- For maximum yield and optimum physical and mechanical properties, condition the can at +18…20 °C for at least 10 hours before use.
- Cover adjacent surfaces with protective sheeting to keep them clean.
- Apply to surfaces free from dust, dirt and grease.
- Moisten the surfaces before applying the foam: use water above 0 °C and **KUDO Foam Activator** below 0 °C.
- Hold the can UPSIDE DOWN during application.
- Shake the can thoroughly at least 15 times over 30 seconds.
- Remove the protective cap.
- Screw the gun onto the threaded cross-shaped adapter. Ensure that the connection is secure.
- Fill the gap to ⅔ of its volume, applying the foam from bottom to top.
- Adjust the foam output with the gun adjustment screw.
- Shake the can periodically during use.
- After application, mist the foam using a sprayer.
- Remove uncured foam with **RUSH Foam & Gun Cleaner**.
- After the foam has fully cured, trim off any excess with a knife.
- Use **KUDO Foam Remover** for cured foam.
- After full cure (24 hours), the foam can be cut, plastered and painted.
- Protect from UV radiation and precipitation.

Colour	white
Foam yield	up to 45 l*
Cell structure	uniform, medium cells
Post-expansion, max.	25 %
Skin formation time	up to 12 min*
Cutting time	up to 30 min*
Full cure time	24 h
Density	10–20 kg/m³
Ambient temperature	+5 °C … +35 °C (summer) / −10 °C … +35 °C (all-season)
Can temperature	+18 °C … +20 °C
Cured foam temperature resistance	−40 °C … +90 °C
Storage temperature	+5 °C … +25 °C

** At +23 °C and 50 % relative humidity.*



Shelf life: **12 months when stored as specified**
Can: **1000 ml**

RPP10S700
EAN-13: **4606445048919**
ITF-14: **14606445048916**

RPP10U700
EAN-13: **4606445050226**
ITF-14: **14606445050223**

RPP10U750
EAN-13: **4606445055474**
ITF-14: **14606445055471**

KUDO All-Season Hand-Held PU Foam
HOME 15+, 20+



Applications

For installing window and door frames and window sills, fixing wall panels, sealing gaps and voids, providing thermal and acoustic insulation in joints, and other construction and finishing work.

High-quality one-component polyurethane foam with excellent adhesion to most construction materials, including concrete, brick, plaster, wood and plastics, except polyethylene, polypropylene and PTFE. Provides a uniform, consistent yield and an ideal fine-cell cured structure.

Directions for use

- Apply at an ambient temperature of –10 °C to +35 °C and a relative humidity of at least 50 %.
- For maximum yield and optimum physical and mechanical properties, condition the can at +18 °C to +20 °C for at least 10 hours before use.
- Cover adjacent surfaces with protective sheeting to keep them clean.
- Apply to surfaces free from dust, dirt, grease, ice and frost.
- Moisten the surfaces before applying the foam: use water above 0 °C and **KUDO Foam Activator** below 0 °C.
- Hold the can UPSIDE DOWN during application.
- Remove the protective cap.
- Screw the adapter with the polyethylene straw onto the can valve.
- Shake the can thoroughly at least 15 times over 30 seconds.
- Fill the gap to no more than ½ of its volume, applying the foam from bottom to top.
- Control the foam output by pressing the adapter.
- Shake the can periodically during use.
- After application, mist the foam with water when the ambient temperature is above 0 °C.
- Cutting time: 40 minutes*.
- After the foam has hardened completely, trim off any excess with a knife.
- Remove uncured foam with **KUDO Foam & Gun Cleaner**.
- Use **KUDO Foam Remover** for cured foam.
- After full cure (24–48 hours), the foam can be cut, plastered and painted.
- Protect from UV radiation and precipitation.

Colour	white
Foam yield	up to 15/20 l*
Cell structure	uniform, fine cells
Skin formation time	up to 10 min*
Cutting time	up to 60 min*
Full cure time	24–48 h
Density	15–30 kg/m³
Ambient temperature	–10 °C … +35 °C
Can temperature	+15 °C … +35 °C (optimum +18 °C … +20 °C)
Cured foam temperature resistance	–40 °C … +90 °C
Storage temperature	+5 °C … +25 °C

** At +23 °C and 50 % relative humidity.*

Shelf life: **18 months when stored as specified**
Can: **HOME 15+ 520 ml; HOME 20+ 650 ml**

KUPH05U15+

EAN-13: 4606445034462
ITF-14: 14606445034469

KUPH06U20+

EAN-13: 4606445032383
ITF-14: 14606445032380

Applications

For installing window and door frames and window sills, fixing wall panels, sealing gaps and voids, providing thermal and acoustic insulation in joints, and other construction and finishing work.

High-quality one-component polyurethane foam with excellent adhesion to most construction materials, including concrete, brick, plaster, wood and plastics, except polyethylene, polypropylene and PTFE. Provides a uniform, consistent yield and an ideal fine-cell cured structure.

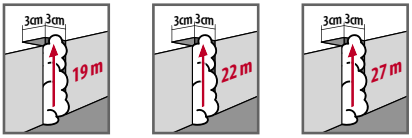

Directions for use

- Apply at an ambient temperature of −10 °C to +35 °C and a relative humidity of at least 50 %.
- For maximum yield and optimum physical and mechanical properties, condition the can at +18 °C to +20 °C for at least 10 hours before use.
- Cover adjacent surfaces with protective sheeting to keep them clean.
- Apply to surfaces free from dust, dirt, grease, ice and frost.
- Moisten the surfaces before applying the foam: use water above 0 °C and **KUDO Foam Activator** below 0 °C.
- Hold the can UPSIDE DOWN during application.
- Remove the protective cap.
- Screw the adapter with the polyethylene straw onto the can valve.
- Shake the can thoroughly at least 15 times over 30 seconds.
- Fill the gap to no more than ½ of its volume, applying the foam from bottom to top.
- Control the foam output by pressing the adapter.
- Shake the can periodically during use.
- After application, mist the foam with water when the ambient temperature is above 0 °C.
- Cutting time: 40 minutes*.
- After the foam has hardened completely, trim off any excess with a knife.
- Remove uncured foam with **KUDO Foam & Gun Cleaner**.
- Use **KUDO Foam Remover** for cured foam.
- After full cure (24–48 hours), the foam can be cut, plastered and painted.
- Protect from UV radiation and precipitation.

Colour	white
Foam yield	up to 30/40/50 l*
Cell structure	uniform, fine cells
Skin formation time	up to 10 min*
Cutting time	up to 60 min*
Full cure time	24–48 h
Density	15–30 kg/m^3
Ambient temperature	−10 °C … +35 °C
Can temperature	+15 °C … +35 °C (optimum +18 °C … +20 °C)
Cured foam temperature resistance	−40 °C … +90 °C
Storage temperature	+5 °C … +25 °C

** At +23 °C and 50 % relative humidity.*



Shelf life: **18 months when stored as specified**
Can: **1000 ml**

KUPH10U30+
EAN-13: **4606445025040**
ITF-14: **14606445025047**

KUPH10U40+
EAN-13: **4606445021431**
ITF-14: **14606445021438**

KUPH10U50+
EAN-13: **4606445021363**
ITF-14: **14606445021360**

KUDO Winter Hand-Held PU Foam
HOME 50+ ARKTIKA



Applications

For installing window and door frames and window sills, fixing wall panels, sealing gaps and voids, providing thermal and acoustic insulation in joints, and other construction and finishing work in winter at ambient temperatures down to −12 °C.

High-quality one-component polyurethane foam with excellent adhesion to most construction materials, including concrete, brick, plaster, wood and plastics, except polyethylene, polypropylene and PTFE. Provides a uniform, consistent yield and an ideal fine-cell cured structure.

Directions for use

- Apply at an ambient temperature of −12 °C to +35 °C and a relative humidity of at least 50 %.
- For maximum yield and optimum physical and mechanical properties, condition the can at +18 °C to +20 °C for at least 10 hours before use.
- Cover adjacent surfaces with protective sheeting to keep them clean.
- Apply to surfaces free from dust, dirt, grease, ice and frost.
- Moisten the surfaces before applying the foam: use water above 0 °C and **KUDO Foam Activator** below 0 °C.
- Hold the can UPSIDE DOWN during application.
- Remove the protective cap.
- Screw the adapter with the polyethylene straw onto the can valve.
- Shake the can thoroughly at least 15 times over 30 seconds.
- Fill the gap to no more than ½ of its volume, applying the foam from bottom to top.
- Control the foam output by pressing the adapter.
- Shake the can periodically during use.
- After application, mist the foam with water when the ambient temperature is above 0 °C.
- Cutting time: 40 minutes*.
- After the foam has hardened completely, trim off any excess with a knife.
- Remove uncured foam with **KUDO Foam & Gun Cleaner**.
- Use **KUDO Foam Remover** for cured foam.
- After full cure (24–48 hours), the foam can be cut, plastered and painted.
- Protect from UV radiation and precipitation.

Colour	white
Foam yield	up to 50 l*
Cell structure	uniform, fine cells
Skin formation time	up to 10 min*
Cutting time	up to 60 min*
Full cure time	24–48 h
Density	15–30 kg/m³
Ambient temperature	−12 °C … +35 °C
Can temperature	0 °C … +30 °C (optimum +18 °C … +20 °C)
Cured foam temperature resistance	−40 °C … +90 °C
Storage temperature	+5 °C … +25 °C

** At +23 °C and 50 % relative humidity.*

Shelf life: **18 months when stored as specified**
Can: **1000 ml**

KUPH10W50+

EAN-13: **4606445021370**
ITF-14: **14606445021377**

DONEWELL All-Season Hand-Held PU Foam
ENERGY FLEX

Applications

For installing window and door frames and window sills, fixing wall panels, sealing gaps and voids, providing thermal and acoustic insulation in joints, and other construction and finishing work.

High-quality one-component polyurethane foam with excellent adhesion to most construction materials, including concrete, brick, plaster, wood and plastics, except polyethylene, polypropylene and PTFE. Provides a uniform, consistent yield and an ideal fine-cell cured structure.

With its highly water-repellent surface layer and high proportion of closed cells, fully cured DONEWELL foam significantly reduces the passage of humid air through the installation joint. This maintains high thermal insulation performance in different climatic conditions, reducing building heating costs.

Directions for use

- Apply at an ambient temperature of −10 °C to +35 °C and a relative humidity of at least 50 %.
- For maximum yield and optimum physical and mechanical properties, condition the can at +18…+20 °C for at least 10 hours before use.
- Cover adjacent surfaces with protective sheeting to keep them clean.
- Apply to surfaces free from dust, dirt, grease, ice and frost.
- Moisten the surfaces before applying the foam: use water above 0 °C and **KUDO Foam Activator** below 0 °C.
- Hold the can UPSIDE DOWN during application.
- Shake the can thoroughly at least 15 times over 30 seconds.
- Remove the protective cap.
- Screw the adapter with the polyethylene straw onto the can valve.
- Fill the gap to no more than ½ of its volume, applying the foam from bottom to top.
- Control the foam output by pressing the adapter.
- Shake the can periodically during use.
- After application, mist the foam using a sprayer.
- Remove uncured foam with **DONEWELL Foam & Gun Cleaner**.
- After the foam has fully cured, trim off any excess with a knife.
- Use **KUDO Foam Remover** for cured foam.
- After full cure (24–48 hours), the foam can be cut, plastered and painted.
- Protect from UV radiation and precipitation.

Colour	white
Foam yield	up to 30 l*
Cell structure	uniform, fine cells
Post-expansion	2–3 times
Skin formation time	up to 15 min*
Cutting time	up to 45 min*
Full cure time	24–48 h
Density	15–30 kg/m^3
Ambient temperature	−10 °C … +35 °C
Can temperature	+17 °C … +30 °C (optimum +18 °C … +20 °C)
Cured foam temperature resistance	−40 °C … +90 °C
Storage temperature	+5 °C … +25 °C

** At +23 °C and 50 % relative humidity.*

Shelf life: **12 months when stored as specified**
Can: **1000 ml**



DPH10UAS

EAN-13: **4606445044461**
ITF-14: **14606445044468**

DONEWELL All-Season Hand-Held PU Foam ENERGY FLEX 20



DPH06U20

EAN-13: 4606445048452
ITF-14: 14606445048459

Applications

For installing window and door frames and window sills, fixing wall panels, sealing gaps and voids, providing thermal and acoustic insulation in joints, and other construction and finishing work.

High-quality one-component polyurethane foam with excellent adhesion to most construction materials, including concrete, brick, plaster, wood and plastics, except polyethylene, polypropylene and PTFE. Provides a uniform, consistent yield and an ideal fine-cell cured structure.

With its highly water-repellent surface layer and high proportion of closed cells, fully cured DONEWELL foam significantly reduces the passage of humid air through the installation joint. This maintains high thermal insulation performance in different climatic conditions, reducing building heating costs.

Directions for use

- Apply at an ambient temperature of –10 °C to +35 °C and a relative humidity of at least 50 %.
- For maximum yield and optimum physical and mechanical properties, condition the can at +18…+20 °C for at least 10 hours before use.
- Cover adjacent surfaces with protective sheeting to keep them clean.
- Apply to surfaces free from dust, dirt, grease, ice and frost.
- Moisten the surfaces before applying the foam: use water above 0 °C and **KUDO Foam Activator** below 0 °C.
- Hold the can UPSIDE DOWN during application.
- Shake the can thoroughly at least 15 times over 30 seconds.
- Remove the protective cap.
- Screw the adapter with the polyethylene straw onto the can valve.
- Fill the gap to no more than ½ of its volume, applying the foam from bottom to top.
- Control the foam output by pressing the adapter.
- Shake the can periodically during use.
- After application, mist the foam using a sprayer.
- Remove uncured foam with **DONEWELL Foam & Gun Cleaner**.
- After the foam has fully cured, trim off any excess with a knife.
- Use **KUDO Foam Remover** for cured foam.
- After full cure (24–48 hours), the foam can be cut, plastered and painted.
- Protect from UV radiation and precipitation.

Colour	white
Foam yield	up to 20 l*
Cell structure	uniform, fine cells
Post-expansion	2–3 times
Skin formation time	up to 15 min*
Cutting time	up to 45 min*
Full cure time	24–48 h
Density	15–30 kg/m^3
Ambient temperature	–10 °C … +35 °C
Can temperature	+17 °C … +30 °C (optimum +18 °C … +20 °C)
Cured foam temperature resistance	–40 °C … +90 °C
Storage temperature	+5 °C … +25 °C

** At +23 °C and 50 % relative humidity.*

Shelf life: **12 months when stored as specified**
Can: **650 ml**

DONEWELL All-Season Hand-Held PU Foam
ENERGY FLEX 40

Applications

For installing window and door frames and window sills, fixing wall panels, sealing gaps and voids, providing thermal and acoustic insulation in joints, and other construction and finishing work.

High-quality one-component polyurethane foam with excellent adhesion to most construction materials, including concrete, brick, plaster, wood and plastics, except polyethylene, polypropylene and PTFE. Provides a uniform, consistent yield and an ideal fine-cell cured structure.

With its highly water-repellent surface layer and high proportion of closed cells, fully cured DONEWELL foam significantly reduces the passage of humid air through the installation joint. This maintains high thermal insulation performance in different climatic conditions, reducing building heating costs.

Directions for use

- Apply at an ambient temperature of −10 °C to +35 °C and a relative humidity of at least 50 %.
- For maximum yield and optimum physical and mechanical properties, condition the can at +18…+20 °C for at least 10 hours before use.
- Cover adjacent surfaces with protective sheeting to keep them clean.
- Apply to surfaces free from dust, dirt, grease, ice and frost.
- Moisten the surfaces before applying the foam: use water above 0 °C and **KUDO Foam Activator** below 0 °C.
- Hold the can UPSIDE DOWN during application.
- Shake the can thoroughly at least 15 times over 30 seconds.
- Remove the protective cap.
- Screw the adapter with the polyethylene straw onto the can valve.
- Fill the gap to no more than ½ of its volume, applying the foam from bottom to top.
- Control the foam output by pressing the adapter.
- Shake the can periodically during use.
- After application, mist the foam using a sprayer.
- Remove uncured foam with **DONEWELL Foam & Gun Cleaner**.
- After the foam has fully cured, trim off any excess with a knife.
- Use **KUDO Foam Remover** for cured foam.
- After full cure (24–48 hours), the foam can be cut, plastered and painted.
- Protect from UV radiation and precipitation.

Colour	white
Foam yield	up to 40 l*
Cell structure	uniform, fine cells
Post-expansion	2–3 times
Skin formation time	up to 15 min*
Cutting time	up to 45 min*
Full cure time	24–48 h
Density	15–30 kg/m^3
Ambient temperature	−10 °C … +35 °C
Can temperature	+17 °C … +30 °C (optimum +18 °C … +20 °C)
Cured foam temperature resistance	−40 °C … +90 °C
Storage temperature	+5 °C … +25 °C

** At +23 °C and 50 % relative humidity.*

Shelf life: **12 months when stored as specified**
Can: **1000 ml**



DPH10U40

EAN-13: **4606445044447**
ITF-14: **14606445044444**

DONEWELL All-Season Hand-Held PU Foam MAXXIMA 55



DPH10UMAXX55

EAN-13: 4606445044485
ITF-14: 14606445044482

Applications

For installing window and door frames and window sills, fixing wall panels, sealing gaps and voids, providing thermal and acoustic insulation in joints, and other construction and finishing work.

High-quality one-component polyurethane foam with excellent adhesion to most construction materials, including concrete, brick, plaster, wood and plastics, except polyethylene, polypropylene and PTFE. Provides a uniform, consistent yield and an ideal fine-cell cured structure.

With its highly water-repellent surface layer and high proportion of closed cells, fully cured DONEWELL foam significantly reduces the passage of humid air through the installation joint. This maintains high thermal insulation performance in different climatic conditions, reducing building heating costs.

Directions for use

- Apply at an ambient temperature of −10 °C to +35 °C and a relative humidity of at least 50 %.
- For maximum yield and optimum physical and mechanical properties, condition the can at +18…+20 °C for at least 10 hours before use.
- Cover adjacent surfaces with protective sheeting to keep them clean.
- Apply to surfaces free from dust, dirt, grease, ice and frost.
- Moisten the surfaces before applying the foam: use water above 0 °C and **KUDO Foam Activator** below 0 °C.
- Hold the can UPSIDE DOWN during application.
- Shake the can thoroughly at least 15 times over 30 seconds.
- Remove the protective cap.
- Screw the adapter with the polyethylene straw onto the can valve.
- Fill the gap to no more than ½ of its volume, applying the foam from bottom to top.
- Control the foam output by pressing the adapter.
- Shake the can periodically during use.
- After application, mist the foam using a sprayer.
- Remove uncured foam with **DONEWELL Foam & Gun Cleaner**.
- After the foam has fully cured, trim off any excess with a knife.
- Use **KUDO Foam Remover** for cured foam.
- After full cure (24–48 hours), the foam can be cut, plastered and painted.
- Protect from UV radiation and precipitation.

Colour	white
Foam yield	up to 55 l*
Cell structure	uniform, fine cells
Post-expansion	2–3 times
Skin formation time	up to 15 min*
Cutting time	up to 45 min*
Full cure time	24–48 h
Density	15–30 kg/m^3
Ambient temperature	−10 °C … +35 °C
Can temperature	+17 °C … +30 °C (optimum +18 °C … +20 °C)
Cured foam temperature resistance	−40 °C … +90 °C
Storage temperature	+5 °C … +25 °C

** At +23 °C and 50 % relative humidity.*

Shelf life: **12 months when stored as specified**
Can: **1000 ml**

Applications

For installing window and door frames and window sills, fixing wall panels, sealing gaps and voids, providing thermal and acoustic insulation in joints, and other construction and finishing work.

High-quality one-component polyurethane foam with excellent adhesion to most construction materials, including concrete, brick, plaster, wood and plastics, except polyethylene, polypropylene and PTFE. Provides a uniform, consistent yield and an ideal fine-cell cured structure.

With its highly water-repellent surface layer and high proportion of closed cells, fully cured RUSH foam significantly reduces the passage of humid air through the installation joint. This maintains high thermal insulation performance in different climatic conditions, reducing building heating costs.

Directions for use

- Apply at an ambient temperature of −10 °C to +35 °C and a relative humidity of at least 50 %.
- For maximum yield and optimum physical and mechanical properties, condition the can at +18…20 °C for at least 10 hours before use.
- Cover adjacent surfaces with protective sheeting to keep them clean.
- Apply to surfaces free from dust, dirt and grease.
- Moisten the surfaces before applying the foam: use water above 0 °C and **KUDO Foam Activator** below 0 °C.
- Hold the can UPSIDE DOWN during application.
- Shake the can thoroughly at least 15 times over 30 seconds.
- Remove the protective cap.
- Screw the adapter with the polyethylene straw onto the can valve.
- Fill the gap to no more than ½ of its volume, applying the foam from bottom to top.
- Control the foam output by pressing the adapter.
- Shake the can periodically during use.
- After application, mist the foam using a sprayer.
- Remove uncured foam with **RUSH Foam & Gun Cleaner**.
- After the foam has fully cured, trim off any excess with a knife.
- Use **KUDO Foam Remover** for cured foam.
- After full cure (24–48 hours), the foam can be cut, plastered and painted.
- Protect from UV radiation and precipitation.

Colour	white
Foam yield	up to 30 l*
Cell structure	uniform, medium cells
Post-expansion	2–3 times
Skin formation time	up to 15 min*
Cutting time	up to 45 min*
Full cure time	24–48 h
Density	15–30 kg/m^3
Ambient temperature	−10 °C … +35 °C
Can temperature	+18 °C … +20 °C
Cured foam temperature resistance	−40 °C … +90 °C
Storage temperature	+5 °C … +25 °C

** At +23 °C and 50 % relative humidity.*



Shelf life: **12 months when stored as specified**
Can: **1000 ml**

RPH10U530

EAN-13: **4606445048902**
ITF-14: **14606445048909**

KUDO Professional All-Season Foam Adhesive for Insulation PROFF 14+



KUPP10UAPS

EAN-13: 4606445027525
ITF-14: 14606445027522

Applications

One-component polyurethane foam adhesive. Developed with the **VARIO SMART CELL** system to control adhesive properties and maximise bonding efficiency. Designed for fast, effective fixing of thermal insulation boards in external thermal insulation composite systems (ETICS). Low expansion prevents distortion of bonded elements. Offers excellent adhesion to most construction materials, except polyethylene, polypropylene and PTFE. Recommended for fixing insulation boards made of polystyrene (EPS and XPS), polyurethane (PUR and PIR) and mineral wool to concrete, brick, stone, metal, plastered, bituminous and wooden surfaces in exterior and interior insulation systems and roof insulation, and for sealing joints between the boards.

Significantly speeds up finishing work and is economical and easy to use. The aerosol format provides clean, convenient application.

Directions for use

The optimum application temperature is +18 °C to +27 °C, at a relative humidity of at least 50 %. Application is also possible at ambient and substrate temperatures of –10 °C to +35 °C, provided the can is at room temperature.

Caution! Bonding performance varies with application conditions. For optimum results, carry out a trial bond on the intended surfaces under the actual application conditions.

The surfaces to be bonded must comply with the insulation system manufacturer's technical documentation and be thoroughly cleaned of dust, dirt, grease, ice and frost.

- Hold the can UPSIDE DOWN during application.
- Screw the gun onto the threaded cross-shaped adapter. Ensure that the connection is secure.
- Shake the can thoroughly at least 15 times over 30 seconds.
- Apply foam adhesive to one of the surfaces to be bonded. To improve adhesion, moisten the surfaces with water above 0 °C or **KUDO Foam Activator** below 0 °C.
- When bonding thermal insulation boards, apply a 30 mm diameter bead around the board perimeter, 3–4 cm from the edge, following the diagrams for the relevant board size.
- Wait 4 minutes, then bring the surfaces together and press firmly.
- The position of bonded boards can be adjusted within 15 min. Any gaps between the boards can be filled with foam adhesive.
- After the foam has hardened completely, trim off any excess with a knife.
- Remove uncured foam with **KUDO Foam & Gun Cleaner**.
- Use **KUDO Foam Remover** for cured foam.
- After full cure (12–24 hours), the foam can be cut, plastered and painted.
- Protect from UV radiation and precipitation.

Colour	green
Post-expansion	15–30 %*
Open time	up to 4 min*
Adjustment time	up to 10 min*
Minimum fixing time	2 h*
Full cure time	12 h
Adhesion, concrete/XPS polystyrene	> 0.33 MPa
Efficiency	1 can replaces 25 kg of dry adhesive
Foam adhesive yield	1 can bonds up to 14 m^2 of insulation boards** (approximately 65 metres of foam adhesive with a bead diameter of 30 mm*)

** At +23 °C and 50 % relative humidity.*
*** Depending on the weight and size of the insulation boards.*

Foam adhesive application patterns for different board sizes:

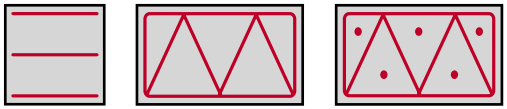

Shelf life: **15 months when stored as specified**
Can: **1000 ml**

Control of bonding speed and strength:
modified prepolymers control the formation of cohesive bonds within the adhesive layer, initial grab and adhesion to the surfaces being bonded.

Vario Smart Cell

REGULAR CELL

Applications

One-component polyurethane foam adhesive developed with the **VARIO SMART CELL** system. Features low expansion and excellent adhesion to most construction materials, except polyethylene, polypropylene and PTFE. Ideal for building load-bearing and self-supporting walls in exterior and interior construction. Developed for all types of masonry using standard aerated and foamed concrete blocks, ceramic and aerated silicate bricks, stone, lightweight expanded-clay concrete and limestone. Also suitable for fixing fibre-cement roofing sheets, tiles, timber panels and plasterboard.

Its low thermal conductivity prevents thermal bridges in masonry joints, significantly improving the structural strength and thermal performance of the building. Significantly speeds up masonry and finishing work and is economical and easy to use. The aerosol format provides clean, convenient application.

Directions for use

The optimum application temperature is +18 °C to +27 °C, at a relative humidity of at least 50 %. Application is also possible at ambient and substrate temperatures of −10 °C to +35 °C, provided the can is at room temperature.

Caution! Bonding performance varies with application conditions. For optimum results, carry out a trial bond on the intended surfaces under the actual application conditions.

The surfaces to be bonded must comply with the applicable construction documentation and be thoroughly cleaned of dust, dirt, grease, ice and frost.

- Hold the can UPSIDE DOWN during application.
- Screw the gun onto the threaded cross-shaped adapter. Ensure that the connection is secure.
- Shake the can thoroughly at least 15 times over 30 seconds.
- Apply the adhesive to one of the surfaces to be bonded. To improve adhesion, moisten the surfaces with water above 0 °C or **KUDO Foam Activator** below 0 °C.
- For masonry, apply 2–3 cm diameter beads along the vertical and horizontal block faces, 3–5 cm from the block edge. Application patterns for different masonry thicknesses are shown in the diagrams.
- Bring the surfaces together within 3 minutes of applying the adhesive.
- The position of bonded blocks can be adjusted within 1–2 minutes.
- After the foam has hardened completely, trim off any excess with a knife.
- Remove uncured adhesive with **KUDO Foam & Gun Cleaner**.
- Use **KUDO Foam Remover** for cured adhesive.
- Protect from UV radiation and precipitation.

Colour	green
Post-expansion	15–30 %*
Open time	up to 3 min*
Adjustment time	1–2 min*
Minimum fixing time	2 h*
Full cure time	24 h*
Adhesion, concrete/XPS polystyrene	at least 0.3 MPa
Efficiency	1 can replaces 25 kg of dry mix
Adhesive yield	1 can is sufficient for 1 m^3 of masonry using standard aerated concrete blocks (28 blocks)**

** At +23 °C and 50 % relative humidity*
*** Calculated for Universal blocks, 200 × 300 × 600 mm*

Adhesive application patterns for different block thicknesses:

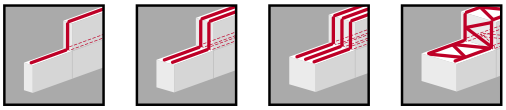

100 mm | 150–200 mm | 250–300 mm | 375–400 mm

Shelf life: **15 months when stored as specified**
Can: **1000 ml**

Control of bonding speed and strength:
modified prepolymers control the formation of cohesive bonds within the adhesive layer, initial grab and adhesion to the surfaces being bonded.

Vario Smart Cell

REGULAR CELL



KUPP10UABL

EAN-13: **4606445027570**
ITF-14: **14606445027577**

KUDO Professional All-Season Structural Foam Adhesive SUPERBLITZ HT



Applications

One-component polyurethane adhesive with fast initial grab, developed with **VARIO SMART CELL** technology. Features high initial adhesion and low expansion, preventing distortion of bonded elements. For exterior and interior use. Recommended for bonding plasterboard, OSB, roof tiles, skirting boards, decorative elements, window sills and various insulation materials to concrete, brick, stone, metal, plastered, bituminous and wooden surfaces. Ideal for assembling timber structures and building non-load-bearing partitions from aerated concrete, gypsum tongue-and-groove blocks and cellular blocks. Significantly speeds up finishing work and is economical and easy to use. Contains no solvents or fillers. Environmentally safe when cured. Most materials require no primer. Not suitable for bonding mirrors or items made of polyethylene, polypropylene, PTFE or silicone.

Benefits

- **KUDO SUPERBLITZ HT foam adhesive offers high initial adhesion, fast initial grab (≈1 min) and uniform curing throughout the adhesive layer. Structural strength develops after 1 hour; full cure takes 24 hours*.**
- **Economy and efficiency: 1 can replaces 7 / 17 cartridges (310 ml) of construction adhesive ("liquid nails"), while KUDO SUPERBLITZ costs several times less. Yield from 1 can: approximately 120 / 300 metres of foam adhesive with a bead diameter of 10 mm*.**
- **Productivity: changing and preparing 17 construction adhesive cartridges takes around 15 minutes, compared with 20 seconds for a can of foam adhesive.**
- **Easy to use: the foam adhesive is ready to apply, with no special tools or adhesive mixing required. Propellant pressure dispenses the foam adhesive without the physical effort required for cartridge adhesives.**
- **Installation time is reduced by 30–40 % compared with conventional methods.**
- **Versatility: bonds a much wider range of materials than cartridge adhesives.**
- **An opened can can be used repeatedly for up to 30 days with a properly functioning gun and correct storage.**
- **The valve design resists sticking and ensures reliable operation. Reduces propellant loss during storage by 40 %.**

Directions for use

The optimum application temperature is +18 °C to +27 °C, at a relative humidity of at least 50 %. Application is also possible at ambient and substrate temperatures of −10 °C to +35 °C, provided the can is at room temperature.

Caution! Bonding performance varies with application conditions. For optimum results, carry out a trial bond on the intended surfaces under the actual application conditions.

The surfaces to be bonded must comply with the manufacturer's technical documentation and be free from dust, dirt, grease, ice and frost. To improve adhesion, sand the surfaces with sandpaper.

- Hold the can UPSIDE DOWN during application.
- Screw the gun onto the threaded cross-shaped adapter. Ensure that the connection is secure.
- Shake the can thoroughly at least 15 times over 30 seconds.
- Control the adhesive output by pressing the gun trigger. Apply foam adhesive to one of the surfaces in dots or beads, depending on the shape of the item. For large elements such as OSB and thermal insulation boards, apply a 30 mm diameter bead around the perimeter, 3–4 cm from the edge, and in the centre as required by the size of the element.
- Moisten the surfaces to improve adhesion when the ambient temperature is above 0 °C.
- Wait 1–2 minutes, then bring the surfaces together and press firmly.
- Heavy elements must also be secured with anchor fixings, such as wall plugs or insulation anchors.
- The position of bonded boards can be adjusted within 5 min. Fill any gaps between the boards with foam adhesive.
- Trim excess adhesive with a knife once fully cured.
- Remove uncured adhesive with **KUDO Foam & Gun Cleaner**.
- Use **KUDO Foam Remover** to remove cured adhesive.

Technical specifications:

Post-expansion	no more than 25 % (EN 17333-2-2020)
Open time	1–2 min*
Adjustment time	up to 5 min*
Structural strength after 1 hour	> 550 kg/m²*
Time before further machining	≥ 1 h*
Full cure time	24 h*

** At +23 °C and 50 % relative humidity.*

Adhesion:

Plasterboard	120 kPa TR 046 ETICS
Aerated concrete	120 kPa TR 046 ETICS
Extruded polystyrene (XPS)	150 kPa TR 046 ETICS
Wood	250 kPa TR 046 ETICS

Shelf life: **12 months when stored as specified**
Can: **KUPP06B07SBHT 650 ml; KUPP10B13SBHT 1000 ml**

Control of bonding speed and strength:
modified prepolymers control the formation of cohesive bonds within the adhesive layer, initial grab and adhesion to the surfaces being bonded.

Vario Smart Cell

REGULAR CELL

KUPP06B07SBHT

EAN-13: 4606445048605
ITF-14: 14606445048602

KUPP10B13SBHT

EAN-13: 4606445037128
ITF-14: 14606445037125

KUDO Professional All-Season Structural Foam Adhesive PUR-O-FIX X15+ SUPER FIX

Applications

One-component polyurethane adhesive. Developed with the **VARIO SMART CELL** system to control adhesive properties and maximise bonding efficiency. For exterior and interior use. Low expansion prevents distortion of bonded elements. Offers excellent adhesion to most construction materials. Recommended for bonding plasterboard, OSB, metal roof tiles, decorative elements, window sills and various insulation materials to concrete, brick, stone, metal, plastered, bituminous and wooden surfaces. Ideal for assembling timber structures and laying cellular blocks in non-load-bearing partitions. Significantly speeds up finishing work and is economical and easy to use. Contains no solvents or fillers. Not suitable for bonding mirrors or items made of polyethylene, polypropylene, PTFE or silicone.

Benefits

- **Economy and efficiency: 1 can replaces 15 cartridges (310 ml) of construction adhesive ("liquid nails"), while KUDO PUR-O-FIX costs several times less. Yield from 1 can: approximately 300 metres of foam adhesive with a bead diameter of 10 mm*.**
- **Productivity: changing and preparing 15 construction adhesive cartridges takes around 20 minutes, compared with 20 seconds for a can of foam adhesive.**
- **Easy to use: the foam adhesive is ready to apply, with no special tools or adhesive mixing required. Propellant pressure dispenses the foam adhesive without the physical effort required for cartridge adhesives.**
- **Installation time is reduced by 30–40 % compared with conventional methods.**
- **Versatility: KUDO PUR-O-FIX bonds a much wider range of materials than cartridge adhesives.**
- **Cures uniformly throughout the adhesive layer. Structural strength develops after 1 hour; full cure takes 24 hours.**
- **An opened can can be used repeatedly for up to 30 days with a properly functioning gun and correct storage.**
- **The HYBRID CELL structure, which partially collapses during application, produces a stronger adhesive layer.**

Directions for use

The optimum application temperature is +18 °C to +27 °C, at a relative humidity of at least 50 %. Application is also possible at ambient and substrate temperatures of –10 °C to +35 °C, with the can at +18 °C to +27 °C.

Caution! Bonding performance varies with application conditions. For optimum results, carry out a trial bond on the intended surfaces under the actual application conditions.

The surfaces to be bonded must comply with the manufacturer's technical documentation and be free from dust, dirt, grease, ice and frost. To improve adhesion, sand the surfaces with sandpaper.

- Hold the can UPSIDE DOWN during application.
- Screw the gun onto the threaded cross-shaped adapter. Ensure that the connection is secure.
- Shake the can thoroughly at least 15 times over 30 seconds.
- Control the adhesive output by pressing the gun trigger. Apply foam adhesive to one of the surfaces in dots or beads, depending on the shape of the item. For large elements such as OSB and thermal insulation boards, apply a 30 mm diameter bead around the perimeter, 3–4 cm from the edge, and in the centre as required by the size of the element.
- Moisten the surfaces to improve adhesion when the ambient temperature is above 0 °C.
- Wait 2–4 minutes, then bring the surfaces together and press firmly.
- Heavy elements must also be secured with anchor fixings, such as wall plugs or insulation anchors.
- The position of bonded boards can be adjusted within 10 min. Fill any gaps between the boards with foam adhesive.
- Trim excess adhesive with a knife once fully cured.
- Remove uncured adhesive with **KUDO Foam & Gun Cleaner**.
- Use **KUDO Foam Remover** to remove cured adhesive.

Technical specifications:

Post-expansion	10–15 %
Open time	up to 4 min*
Adjustment time	up to 10 min*
Structural strength after 1 hour	> 780 kg/m²*
Time before further machining	2 h*
Full cure time	24 h*

** At +23 °C and 50 % relative humidity.*

Adhesion:

Plasterboard	≥ 120 kPa
Concrete	≥ 360 kPa
Aerated concrete	≥ 180 kPa
Extruded polystyrene (XPS)	≥ 240 kPa
Wood	≥ 840 kPa
Galvanised sheet metal	≥ 180 kPa

Shelf life: **15 months when stored as specified**
Can: **1000 ml**

Control of bonding speed and strength:
modified prepolymers control the formation of cohesive bonds within the adhesive layer, initial grab and adhesion to the surfaces being bonded.

Vario Smart Cell

HYBRID CELL



KUPP10B15SU

EAN-13: **4606445035049**
ITF-14: **14606445035046**

KUDO Professional Assembly and Joint Foam Adhesive PUR DECOR X10+



KUPP06B10HC

EAN-13: 4606445035063
ITF-14: 14606445035060

Applications

One-component polyurethane adhesive developed as a 2-in-1 solution for fixing elements and filling their joints. Developed with the **VARIO SMART CELL** system to control adhesive properties and maximise bonding efficiency. Low expansion prevents distortion of bonded elements. Offers excellent adhesion to most construction materials. Recommended for bonding decorative elements such as cornices, ornaments, ceiling roses, picture mouldings, decorative panels, corbels, skirting boards, mouldings, architraves, borders and other items made of expanded polystyrene, polyurethane foam, duroplast, plaster, plasterboard, wood and cork to concrete, brick, stone, metal, plastered, bituminous and wooden surfaces. For exterior and interior use. Contains no solvents or fillers. Not suitable for bonding mirrors or items made of polyethylene, polypropylene, PTFE or silicone.

Benefits

- **Economy and efficiency: 1 can replaces 10 cartridges (310 ml) of construction adhesive ("liquid nails"), while KUDO PUR DECOR costs several times less. Yield from 1 can: approximately 210 metres of foam adhesive with a bead diameter of 10 mm*.**
- **Productivity: changing and preparing 10 construction adhesive cartridges takes 15 minutes, compared with 20 seconds for a can of foam adhesive.**
- **Structural strength develops after 1 hour; the item can be painted after 24 hours, once fully cured.**
- **Propellant pressure dispenses the foam adhesive without the physical effort required for cartridge adhesives. Installation time is reduced by 30–40 % compared with conventional methods.**
- **Versatility: KUDO PUR DECOR bonds a much wider range of materials than cartridge adhesives.**
- **An opened can can be used repeatedly for up to 30 days with a properly functioning gun and correct storage.**

Directions for use

The optimum application temperature is +18 °C to +27 °C, at a relative humidity of at least 50 %. Application is also possible at ambient and substrate temperatures of 0 °C to +35 °C, provided the can is at room temperature.

The elements to be bonded must comply with the manufacturer's technical documentation and be free from dust, dirt, grease, ice and frost. To improve adhesion, sand the surfaces with sandpaper.

- Screw the gun onto the threaded cross-shaped adapter. Ensure that the connection is secure.
- Shake the can thoroughly at least 15 times over 30 seconds.
- Hold the can UPSIDE DOWN during application.
- Moisten the surfaces to improve adhesion.
- Control the adhesive output by pressing the gun trigger. Apply foam adhesive to one of the surfaces in dots or beads, depending on the shape of the item. For large elements, apply a 30 mm diameter bead around the perimeter, 3–4 cm from the edge, and in the centre as required by the size of the element.
- Shake the can periodically during use.
- Wait 2–4 minutes, then bring the surfaces together and press firmly.
- The position of bonded elements can be adjusted within 15 min. Fill the joints between elements with foam adhesive.
- Heavy elements must also be secured with anchor fixings, such as wall plugs or insulation anchors.
- Trim excess adhesive with a knife once fully cured.
- Remove uncured adhesive with **KUDO Foam & Gun Cleaner**.
- Use **KUDO Foam Remover** to remove cured adhesive.

Post-expansion	10–15 %
Open time	up to 4 min*
Adjustment time	up to 15 min*
Full cure time	24 h*
Ultimate shear strength	≥ 35 kgf/cm²
Time before further machining (drilling, dowelling, etc.)	≥ 1.5 h*

** At +23 °C and 50 % relative humidity.*

Shelf life: **12 months when stored as specified**
Can: **650 ml**

Control of bonding speed and strength:
modified prepolymers control the formation of cohesive bonds within the adhesive layer, initial grab and adhesion to the surfaces being bonded.

Vario Smart Cell

REGULAR CELL

Applications

One-component polyurethane foam adhesive. Developed with the **VARIO SMART CELL** system to control adhesive properties and maximise bonding efficiency. Low expansion prevents distortion of bonded elements. Offers excellent adhesion to most construction materials, except polyethylene, polypropylene and PTFE.

Recommended for bonding plasterboard, OSB, roof tiles, lightweight decorative elements, window sills and various insulation materials to concrete, brick, stone, metal, plastered, bituminous and wooden surfaces. Ideal for assembling timber structures and laying cellular blocks in non-load-bearing partitions. Most materials require no primer. Not suitable for bonding mirrors or items made of polyethylene, polypropylene, PTFE or silicone. Significantly speeds up finishing work and is economical and easy to use. The aerosol format provides clean, convenient application.

Benefits

- **Economy and efficiency: 1 can replaces 6 cartridges (310 ml) of construction adhesive ("liquid nails"), while KUDO HANDLE ALL costs several times less. Yield from 1 can: approximately 75 metres of foam adhesive with a bead diameter of 10 mm*.**
- **Productivity: changing and preparing 6 construction adhesive cartridges takes around 9 minutes, compared with 20 seconds for a can of foam adhesive.**
- **Easy to use: the foam adhesive is ready to apply, with no special tools or adhesive mixing required. Propellant pressure dispenses the foam adhesive without the physical effort required for cartridge adhesives.**
- **Installation time is reduced by 30–40 % compared with conventional methods.**
- **Versatility: KUDO HANDLE ALL bonds a much wider range of materials than cartridge adhesives.**
- **Most materials require no primer.**
- **Cures uniformly throughout the adhesive layer. Structural strength develops after 1 hour; full cure takes 12–24 hours*.**
- **Contains no harmful solvents or fillers. Environmentally safe when cured.**

Directions for use

The optimum application temperature is +18 °C to +27 °C, at a relative humidity of at least 50 %. Application is also possible at ambient and substrate temperatures of −10 °C to +35 °C, provided the can is at room temperature.

Caution! Bonding performance varies with application conditions. For optimum results, carry out a trial bond on the intended surfaces under the actual application conditions.

The surfaces to be bonded must comply with the manufacturer's technical documentation and be free from dust, dirt, grease, ice and frost. To improve adhesion, sand the surfaces with sandpaper.

- Hold the can UPSIDE DOWN during application.
- Remove the protective cap. Screw the adapter with the polyethylene straw onto the can valve.
- Shake the can thoroughly at least 15 times over 30 seconds.
- Apply foam adhesive to one of the surfaces to be bonded. To improve adhesion, moisten the surfaces with water above 0 °C or **KUDO Foam Activator** below 0 °C.
- Depending on the size of the surfaces to be bonded, apply a 10–30 mm diameter bead around the perimeter, 3–4 cm from the edge.
- Wait 4 minutes, then bring the surfaces together and press firmly.
- Trim excess adhesive with a knife once fully cured.
- Remove uncured adhesive with **KUDO Foam & Gun Cleaner**.
- Use **KUDO Foam Remover** to remove cured adhesive.
- Protect from UV radiation and precipitation.

Technical specifications:

Open time	up to 4 min*
Adjustment time	up to 10 min*
Minimum fixing time	2 h*
Full cure time	12–24 h*

** At +23 °C and 50 % relative humidity.*

Adhesion:

Concrete	≥ 300 kPa
Extruded polystyrene (XPS)	≥ 300 kPa
Wood	≥ 700 kPa
Galvanised sheet metal	≥ 150 kPa

Shelf life: **15 months when stored as specified**
Can: **650 ml**

Control of bonding speed and strength:
modified prepolymers control the formation of cohesive bonds within the adhesive layer, initial grab and adhesion to the surfaces being bonded.

Vario Smart Cell

REGULAR CELL



KUPH06B6UAU

EAN-13: **4606445037104**
ITF-14: **14606445037101**

KUDO All-Season DIY Foam Adhesive
HOME 12+



KUPH10UAU

EAN-13: 4606445027679
ITF-14: 14606445027676

Applications

One-component polyurethane foam adhesive. Developed with the **VARIO SMART CELL** system to control adhesive properties and maximise bonding efficiency. Low expansion prevents distortion of bonded elements. Offers excellent adhesion to most construction materials, except polyethylene, polypropylene and PTFE.

Recommended for bonding plasterboard, OSB, roof tiles, lightweight decorative elements, window sills and various insulation materials to concrete, brick, stone, metal, plastered, bituminous and wooden surfaces. Ideal for assembling timber structures and laying cellular blocks in non-load-bearing partitions. Most materials require no primer. Not suitable for bonding mirrors or items made of polyethylene, polypropylene, PTFE or silicone. Significantly speeds up finishing work and is economical and easy to use. The aerosol format provides clean, convenient application.

Directions for use

The optimum application temperature is +18 °C to +27 °C, at a relative humidity of at least 50 %. Application is also possible at ambient and substrate temperatures of –10 °C to +35 °C, provided the can is at room temperature.

Caution! Bonding performance varies with application conditions. For optimum results, carry out a trial bond on the intended surfaces under the actual application conditions.

The surfaces to be bonded must comply with the insulation system manufacturer's technical documentation and be thoroughly cleaned of dust, dirt, grease, ice and frost.

- Hold the can UPSIDE DOWN during application.
- Remove the protective cap. Screw the adapter with the polyethylene straw onto the can valve.
- Shake the can thoroughly at least 15 times over 30 seconds.
- Apply foam adhesive to one of the surfaces to be bonded. To improve adhesion, moisten the surfaces with water above 0 °C or **KUDO Foam Activator** below 0 °C.
- When bonding thermal insulation boards, apply a 30 mm diameter bead around the board perimeter, 3–4 cm from the edge, following the diagrams for the relevant board size.
- Wait 4 minutes, then bring the surfaces together and press firmly.
- The position of bonded boards can be adjusted within 15 min. Any gaps between the boards can be filled with foam adhesive.
- After the foam has hardened completely, trim off any excess with a knife.
- Remove uncured foam with **KUDO Foam & Gun Cleaner**.
- Use **KUDO Foam Remover** for cured foam.
- After full cure (12–24 hours), the foam can be cut, plastered and painted.
- Protect from UV radiation and precipitation.

Colour	green
Post-expansion	15–30 %*
Open time	up to 4 min*
Adjustment time	up to 15 min*
Minimum fixing time	2 h*
Full cure time	12 h
Adhesion, concrete/XPS polystyrene	> 0.33 MPa
Efficiency	1 can replaces 20 kg of dry adhesive
Foam adhesive yield	1 can bonds up to 12 m² of insulation boards** (approximately 55 metres of foam adhesive with a bead diameter of 30 mm*)

** At +23 °C and 50 % relative humidity.*
*** Depending on the weight and size of the insulation boards.*

Foam adhesive application patterns for different board sizes:

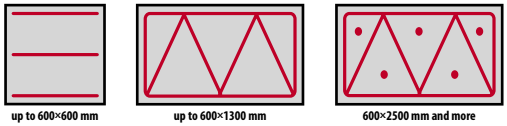

up to 600×600 mm | up to 600×1300 mm | 600×2500 mm and more

Shelf life: 15 months when stored as specified
Can: 1000 ml

Control of bonding speed and strength:
modified prepolymers control the formation of cohesive bonds within the adhesive layer, initial grab and adhesion to the surfaces being bonded.

Vario Smart Cell

REGULAR CELL

KUDO Foam Adhesive Comparison

Application suitability

	BLOCK ADHESIVE 28+	PUR ADHESIVE 14+	MULTI ADHESIVE 12+	HANDLE ALL X6+	SUPERBLITZ HT	PUR-O-FIX X15+ EXTRA FIX	PUR DECOR X10+
Load-bearing masonry	recommended	—	—	—	—	—	—
Non-load-bearing masonry	recommended	suitable	suitable	suitable	suitable	suitable	—
Fixing insulation boards and mineral wool	suitable	recommended	recommended	suitable	suitable	suitable	—
Sealing joints between insulation boards	suitable	recommended	recommended	recommended	suitable	suitable	—
Fixing roof tiles	suitable	suitable	recommended	recommended	recommended	recommended	—
Fixing fibre-cement roofing sheets	suitable	suitable	recommended	recommended	recommended	recommended	—
Fixing OSB and plasterboard	suitable	suitable	recommended	recommended	recommended	recommended	—
Fixing window sills	suitable	suitable	recommended	recommended	recommended	recommended	—
Assembling timber structures	suitable	suitable	recommended	recommended	recommended	suitable	suitable
Fixing decorative elements	—	suitable	recommended	recommended	recommended	suitable	recommended
Filling joints between decorative elements	—	—	—	—	—	—	recommended
Bonding mirrors	—	—	—	—	—	—	—

Properties

	BLOCK ADHESIVE 28+	PUR ADHESIVE 14+	MULTI ADHESIVE 12+	HANDLE ALL X6+	SUPERBLITZ HT	PUR-O-FIX X15+ EXTRA FIX	PUR DECOR X10+
Adhesion	high	high	high	high	high	high	high
Open time[1]	up to 3 min	up to 4 min	up to 4 min	up to 4 min	1–2 min	up to 4 min	up to 4 min
Adjustment time[2]	1–2 min	up to 10 min	up to 15 min	up to 10 min	up to 5 min	up to 15 min	up to 15 min
Full cure time[3]	24 h	12 h	12 h	12–24 h	24 h	24 h	24 h
Post-expansion[4]	low	low	low	low	low	low	very low

Values depend on ambient conditions.

[1] *Open time: the permissible interval between applying the adhesive and bringing the surfaces together.*

[2] *Adjustment time: the period during which the position of a bonded component can be adjusted.*

[3] *Full cure time: the time after application required for the adhesive to reach full strength.*

[4] *Post-expansion: the difference between the adhesive volume immediately after application and after full cure.*

DONEWELL Professional All-Season Multipurpose Foam Adhesive K13



DPP10UAU

EAN-13: 4606445048827
ITF-14: 14606445048824

Applications

One-component polyurethane foam adhesive for bonding plasterboard, OSB, roof tiles, lightweight decorative elements, window sills and various insulation materials to concrete, brick, stone, metal, plastered, bituminous and wooden surfaces.

Low expansion prevents distortion of bonded elements. Offers excellent adhesion to most construction materials, except polyethylene, polypropylene and PTFE. For exterior and interior use.

Ideal for assembling timber structures and building non-load-bearing partitions from aerated concrete, gypsum tongue-and-groove blocks and cellular blocks. Significantly speeds up finishing work and is economical and easy to use. The aerosol format provides clean, convenient application. Not suitable for bonding mirrors or items made of polyethylene, polypropylene, PTFE or silicone.

Benefits

- **Ready to use, with no special tools or adhesive mixing required.**
- **Productivity and ease of use: insulation board installation time is reduced by 30–40 % compared with conventional methods.**
- **Efficiency: 1 can replaces 13 cartridges (310 ml) of construction adhesive ("liquid nails"). Yield per can: approximately 240 metres of foam adhesive with a bead diameter of 10 mm*.**
- **An opened can can be used repeatedly for up to 30 days with a properly functioning gun and correct storage.**
- **Most materials require no primer.**
- **Contains no harmful solvents or fillers. Environmentally safe when cured.**

Directions for use

Before starting work, ensure that the valve seat in the gun adapter is thoroughly clean. Otherwise, the valve may open prematurely.

The optimum application temperature is +18…27 °C, at a relative humidity of at least 50 %. Application is also possible at ambient and substrate temperatures of −10 °C to +35 °C, provided the can is at room temperature. The surfaces to be bonded must comply with the manufacturer's technical documentation and be free from dust, dirt, grease, ice and frost. To improve adhesion, sand the surfaces with sandpaper.

Caution! Bonding performance may vary with climatic conditions. Carry out a trial bond before starting work.

- Hold the can UPSIDE DOWN during application.
- Shake the can thoroughly at least 15 times over 30 seconds.
- Screw the gun onto the threaded cross-shaped adapter.
- Apply foam adhesive to one of the surfaces to be bonded. To improve adhesion, moisten the surfaces with water above 0 °C or **KUDO Foam Activator** below 0 °C.
- When bonding thermal insulation boards, apply a 30 mm diameter bead around the board perimeter, 3–4 cm from the edge, following the diagrams for the relevant board size.
- Wait 4 minutes, then bring the surfaces together and press firmly.
- The position of bonded boards can be adjusted within 10 min. Any gaps between the boards can be filled with foam adhesive.
- Remove uncured adhesive with **DONEWELL Foam & Gun Cleaner**.
- Use **KUDO Foam Remover** for cured adhesive.
- Protect from UV radiation and precipitation.

Post-expansion	no more than 25 % (EN 17333-2-2020)
Open time	4 min*
Adjustment time	up to 10 min*
Minimum fixing time	after 2 h*
Full cure time	12 h*
Adhesion, concrete/XPS polystyrene	> 0.10 MPa (TR 046 ETICS)
Adhesion, wood/XPS polystyrene	> 0.12 MPa (TR 046 ETICS)

** At +23 °C and 50 % relative humidity.*

Shelf life: **15 months when stored as specified**
Can: **1000 ml**

DONEWELL Professional All-Season Insulation Board Foam Adhesive P14

Applications

One-component polyurethane foam adhesive for fast, effective fixing of thermal insulation boards in external thermal insulation composite systems (ETICS). Low expansion prevents distortion of bonded elements. Offers excellent adhesion to most construction materials, except polyethylene, polypropylene and PTFE. Recommended for fixing insulation boards made of polystyrene (EPS and XPS), polyurethane (PUR and PIR) and mineral wool to concrete, brick, stone, metal, plastered, bituminous and wooden surfaces in exterior and interior insulation systems and roof insulation, and for sealing joints between the boards.

Significantly speeds up finishing work and is economical and easy to use. The aerosol format provides clean, convenient application.

Benefits

- **Productivity and ease of use: insulation board installation time is reduced by 30–40 % compared with conventional methods.**
- **1 can bonds up to 14 standard insulation boards (1200 × 600 mm), giving approximately 65 m of foam adhesive with a bead diameter of 30 mm*.**
- **Ready to use, with no special tools or adhesive mixing required.**
- **Most materials require no primer.**
- **Contains no harmful solvents or fillers. Environmentally safe when cured.**

Directions for use

Before starting work, ensure that the valve seat in the gun adapter is thoroughly clean. Otherwise, the valve may open prematurely.

The optimum application temperature is +18…27 °C, at a relative humidity of at least 50 %. Application is also possible at ambient and substrate temperatures of −10 °C to +35 °C. Can temperature: +18…25 °C. The surfaces to be bonded must comply with the insulation system manufacturer's requirements and be thoroughly cleaned of dust, dirt, grease, ice and frost. Follow the applicable ETICS documentation to ensure correct installation.

Caution! Bonding performance may vary with climatic conditions. Carry out a trial bond before starting work.

- Hold the can UPSIDE DOWN during application.
- Shake the can thoroughly at least 15 times over 30 seconds.
- Screw the gun onto the threaded cross-shaped adapter.
- Apply foam adhesive to one of the surfaces to be bonded. To improve adhesion, moisten the surfaces with water above 0 °C or **KUDO Foam Activator** below 0 °C.
- When bonding thermal insulation boards, apply a 30 mm diameter bead around the board perimeter, 3–4 cm from the edge, following the diagrams for the relevant board size.
- Wait 2–4 minutes, then bring the surfaces together and press firmly.
- The position of bonded boards can be adjusted within 10 min. Any gaps between the boards can be filled with foam adhesive.
- Remove uncured adhesive with **DONEWELL Foam & Gun Cleaner**.
- Use **KUDO Foam Remover** for cured adhesive.
- Protect from UV radiation and precipitation.

Post-expansion	no more than 20 % (EN 17333-2-2020)
Open time	2–4 min*
Adjustment time	up to 10 min*
Minimum fixing time	after 2 h*
Full cure time	12–24 h*
Adhesion, concrete/XPS polystyrene	> 0.10 MPa (TR 046 ETICS)
Adhesion, wood/XPS polystyrene	> 0.12 MPa (TR 046 ETICS)

** At +23 °C and 50 % relative humidity.*

Shelf life: **15 months when stored as specified**
Can: **1000 ml**



DPP10UAPS

EAN-13: **4606445048599**
ITF-14: **14606445048596**

DONEWELL Professional All-Season Structural Foam Adhesive STRONG GRIP



DPP10B16SBHT

EAN-13: 4606445048575
ITF-14: 14606445048572

Applications

One-component polyurethane adhesive with fast initial grab, high initial adhesion and low expansion, preventing distortion of bonded elements. For exterior and interior use.

Recommended for bonding plasterboard, OSB, roof tiles, skirting boards, decorative elements, window sills and various insulation materials to concrete, brick, stone, metal, plastered, bituminous and wooden surfaces.

Ideal for assembling timber structures and building non-load-bearing partitions from aerated concrete, gypsum tongue-and-groove blocks and cellular blocks. Significantly speeds up finishing work and is economical and easy to use. Most materials require no primer. *Not suitable for bonding mirrors or items made of polyethylene, polypropylene, PTFE or silicone.

Benefits

- **DONEWELL STRONG GRIP foam adhesive offers high initial adhesion, fast initial grab and uniform curing throughout the adhesive layer. Structural strength after 1 hour: more than 500 kPa. Full cure time: 24 hours.****
- **Economy and efficiency: 1 can replaces 16 cartridges (310 ml) of construction adhesive ("liquid nails"), while DONEWELL STRONG GRIP costs several times less. Yield from 1 can: approximately 250 m of foam adhesive with a bead diameter of 10 mm**.**
- **Installation time is reduced by 30–40 % compared with conventional methods.**
- **Versatility: bonds a much wider range of materials than cartridge adhesives.**
- **An opened can can be used repeatedly for up to 30 days with a properly functioning gun and correct storage.**

Directions for use

Before starting work, ensure that the valve seat in the gun adapter is thoroughly clean. Otherwise, the valve may open prematurely.

The optimum application temperature is +18…27 °C, at a relative humidity of at least 50 %. Can temperature: +18…+25 °C. Application is also possible at ambient and substrate temperatures of –10 °C to +35 °C. Can temperature: +18…27 °C. The surfaces to be bonded must comply with the insulation system manufacturer's technical documentation and be thoroughly cleaned of dust, dirt, grease, ice and frost. To improve adhesion, sand the surfaces with sandpaper.

Caution! Bonding performance may vary with climatic conditions. Carry out a trial bond before starting work.

- Hold the can UPSIDE DOWN during application.
- Shake the can thoroughly at least 15 times over 30 seconds.
- Screw the gun onto the threaded cross-shaped adapter.
- Control the adhesive output by pressing the gun trigger. Apply foam adhesive to one of the surfaces in dots or beads, depending on the shape of the item. To improve adhesion, moisten the surfaces with water above 0 °C or **KUDO Foam Activator** below 0 °C.
- Wait 1–2 minutes, then bring the surfaces together and press firmly.
- Heavy elements must also be secured with anchor fixings, such as wall plugs or insulation anchors.
- The position of bonded boards can be adjusted within 5 min. Fill any gaps with foam adhesive if required.
- Remove uncured adhesive with **DONEWELL Foam & Gun Cleaner**.
- Use **KUDO Foam Remover** for cured adhesive.
- Protect from UV radiation and precipitation.

Technical specifications*:

Post-expansion	no more than 25 % (EN 17333-2-2020)
Open time	1–2 min
Adjustment time	up to 5 min
Time before further machining	≥ 1 h
Full cure time	24 h

Adhesion:

Plasterboard	≥ 100 kPa
Foamed concrete	100 kPa TR 046 ETICS
Extruded polystyrene (XPS)	120 kPa TR 046 ETICS
Wood	200 kPa TR 046 ETICS

** At +23 °C and 50 % relative humidity.*

Shelf life: **12 months when stored as specified**
Can: **1000 ml**

Applications

One-component polyurethane spray foam insulation for local thermal insulation of building structures and services. Particularly effective on complex shapes and in hard-to-reach areas.

Offers high adhesion to most building materials, including concrete, brick, plaster, wood and plastics, except polyethylene, polypropylene and PTFE. Forms a uniform, seamless insulating layer with a fine-cell structure that provides excellent acoustic and thermal insulation, low water absorption and low water vapour permeability. The enhanced elasticity of the cured coating gives complex structures extra resistance to deformation, including under varying dynamic loads. Convenient and economical to use: applies directly to the surface without special equipment, tools or additional consumables. Unlike mineral wool or polystyrene, it requires no supporting framework or additional fixings. Once fully cured, the insulation can be painted, plastered, etc.

Caution! This product cannot provide full waterproofing.

Directions for use

- Before starting work, protect surrounding surfaces from accidental contact with polyurethane overspray. Always wear personal protective equipment: goggles, a mask, gloves and protective clothing.
- Recommended ambient and substrate temperatures for application: +5 °C to +35 °C. Can temperature: +18 °C to +30 °C.
- Apply to surfaces that have been cleaned of dust, dirt and grease.
- Remove the protective cap from the can. Hold the can UPSIDE DOWN during application.
- Push the supplied spray nozzle fully onto the gun tip until firmly seated.
- Screw the gun onto the threaded cross-shaped adapter. Ensure that the connection is secure.
- Shake the can thoroughly at least 15 times over 30 seconds.
- Moisten the working surfaces with water before application.
- Control the application rate and spray pattern width with the trigger pressure and distance from the surface. Recommended distance: 30–35 cm.
- Allow for the sprayed layer to expand to approximately 1.5 times its initial thickness after 15–20 minutes. The thickness also depends on the speed at which the spray is moved.
- Moisten the applied layer.
- The next layer can be applied IMMEDIATELY. First shake the can several times.
- If work is interrupted for more than 2–3 minutes, clean the spray nozzle opening with **KUDO Foam & Gun Cleaner**.
- Use **KUDO Foam Remover** for cured polyurethane foam.
- Protect from UV radiation and precipitation.

Expansion (20 minutes after spraying)	150–150 %*
Overall density	≥18 g/cm³*
Compressive strength	≥40 kPa*
Elongation at break	≥20 %*
Water absorption	<1 %*
Time before further machining	15 min*
Full cure time	12–24 h*
Storage temperature	+5 °C … +25 °C

** At +23 °C and 50 % relative humidity.*

Shelf life: **12 months when stored as specified**
Can: **1000 ml**



KUPPTER10S5.0

EAN-13: **4606445043389**
ITF-14: **14606445043386**

KUDO High-Density Seamless PU Spray Foam Thermal Insulation PUR-O-THERM R25+



KUPHTER10R25+

EAN-13: 4606445035568
ITF-14: 14606445035565

Applications

One-component polyurethane spray foam insulation for thermal insulation of building structures and services. Particularly effective on complex shapes and in hard-to-reach areas.

Offers high adhesion to most building materials, including concrete, brick, plaster, wood and plastics, except polyethylene, polypropylene and PTFE. Forms a uniform, seamless insulating layer with a fine-cell structure that provides excellent thermal and acoustic insulation, low moisture absorption and low water vapour permeability. Convenient and economical to use: applies directly to the surface without special equipment, tools or additional consumables. Unlike mineral wool or polystyrene, it requires no supporting framework or additional fixings. Once fully cured, the insulation can be painted, plastered, etc. A self-extinguishing polymer.

Caution! This product cannot provide full waterproofing.

Directions for use

- Before starting work, protect surrounding surfaces from accidental contact with polyurethane overspray. Always wear personal protective equipment: goggles, a mask, gloves and protective clothing.
- Recommended ambient and surface temperatures for application: +5 °C to +35 °C.
- Can temperature: +18 °C to +30 °C.
- Apply to surfaces that have been cleaned of dust, dirt and grease.
- Hold the can UPSIDE DOWN during application.
- Remove the protective cap.
- Screw the adapter with the polyethylene straw and special spray nozzle onto the can valve.
- Shake the can thoroughly at least 15 times over 30 seconds.
- Moisten the working surfaces before application.
- Control the application rate and spray pattern width with the trigger pressure and distance from the surface. Recommended distance: 30–35 cm.
- Allow for the sprayed layer to expand to 1.5–2 times its initial thickness after 15–20 minutes. The thickness also depends on the speed at which the spray is moved.
- Moisten the applied layer.
- The next layer can be applied IMMEDIATELY. First shake the can several times and moisten the previous layer.
- If work is interrupted for more than 2–3 minutes, clean the spray nozzle opening with **KUDO Foam & Gun Cleaner**.
- Use **KUDO Foam Remover** to remove cured polyurethane foam.
- Protect from UV radiation and precipitation.

Expansion (20 minutes after spraying)	150–200 %*
Overall density	≥25 g/cm^3*
Compressive strength	≥49 kPa*
Water absorption	<1 %*
Time before further machining	15 min*
Full cure time	24 h*
Ambient temperature	+5 °C … +35 °C
Can temperature	+18 °C … +30 °C
Cured foam temperature resistance	−40 °C … +90 °C
Storage temperature	+5 °C … +25 °C

** At +23 °C and 50 % relative humidity.*

Shelf life: **24 months when stored as specified**
Can: **1000 ml**

Applications

Accelerates the curing of PU foam in low-humidity conditions. Particularly effective at air temperatures below zero, when water cannot be used for moistening. Helps the foam achieve the properties stated by its manufacturer, reduces brittleness during curing, produces a more uniform cell structure and significantly improves strength and thermal insulation. Frost-resistant and suitable for use over a wide temperature range.

Directions for use

- Can be used at can temperatures down to −10 °C. For best results, the can temperature should be between 0 °C and +30 °C.
- Shake the can well.
- Apply to surfaces that have been cleaned of dust, dirt, grease, ice and frost.
- Before applying PU foam, spray the activator onto the working surface from a distance of 15–20 cm.
- Apply PU foam to the treated surface.
- Moisten the freshly applied foam surface with the activator.

Composition

Water >30 %, dimethyl ether <30 %, propylene glycol <30 %, bis(2-dimethylaminoethyl) ether <5 %, monoethanolamine <5 %.



Shelf life: 3 years when stored as specified
Can: 650 ml

KUPP06ACT

EAN-13: 4606445036350
ITF-14: 14606445036357

KUDO Construction Primer for Polymer and Rubber Materials



Applications

Improves the adhesion of self-adhesive sealing materials based on butyl rubber, bitumen and similar composites to concrete, brick, metal, wood and other surfaces. Used when installing window units, including in winter at temperatures below zero (down to −15 °C). Significantly speeds up and simplifies installation. Extends the service life of the installation joint by reducing migration of plasticisers from the bonded materials into the substrate.

Directions for use

- For best results, use at a can temperature of at least +10 °C.
- Apply the primer to a clean, dry surface. Remove any residual paint and filler.
- Shake the can vigorously for 1–2 minutes and apply to the surface from a distance of 15–25 cm. The primer dries in 1–5 minutes, depending on ambient conditions.

Caution! The solvents in this product may affect some plastics and paint finishes. Check the primer for compatibility with these materials and take particular care when using it on them.

After use, invert the can and spray until no more product is discharged to prevent the spray head from clogging.

Composition

Synthetic resins, synthetic rubber, chlorinated hydrocarbons, methyl acetate, butyl acetate, ethyl acetate, aliphatic hydrocarbons, dimethyl ether.

Shelf life: **12 months when stored as specified**
Can: **650 ml**

KUPP06PR

EAN-13: **4606445029772**
ITF-14: **14606445029779**

Applications

Highly effective for removing cured one-component polyurethane foam residues from metal, plastic and other non-porous surfaces. Easy to apply in hard-to-reach areas and economical to use. Can also remove other polyurethane-based products from surfaces, including PU foams, sealants, adhesives and paints.

SPECIALLY DEVELOPED FOR CLEANING:

- **Window frames.**
- **Door frames.**
- **Working surfaces.**
- **Window sills.**

Caution! Before use on plastic or painted surfaces, test on an inconspicuous area.

Directions for use

- Recommended ambient temperature for application: +5 °C to +35 °C.
- Cut away or otherwise mechanically remove as much cured foam as possible.
- Remove the protective cap from the can.
- Spray the remover onto the affected areas.
- Allow 10–30 minutes for the foam to soften.
- Carefully scrape away the softened foam with a spatula or wipe it off with a dry cloth.
- Repeat the treatment if necessary.

Avoid getting cleaner on surfaces that are free of foam residues!

Composition

N-methylpyrrolidone >30 %, aliphatic hydrocarbons >30 %, propylene carbonate >30 %.



Shelf life: 12 months when stored as specified
Can: 400 ml

KUPH04R

EAN-13: 4606445021578
ITF-14: 14606445021575

KUDO Foam & Gun Cleaner



Applications

High-quality KUDO **FOAM & GUN CLEANER** is ideal for removing uncured one-component polyurethane foam residues.

EFFECTIVELY CLEANS:

- **the inside and outside of PU foam guns;**
- **can valves;**
- **working surfaces;**
- **clothing.**

Directions for use

To flush and clean uncured foam residues from inside the gun:

- Recommended application temperature: 0 °C to +35 °C.
- Remove the protective cap.
- Screw the can onto the gun.
- Open the gun adjustment screw. Fully depress the trigger to flush cleaner through the gun for 5 seconds.
- Repeat the procedure 3 times.
- Close the adjustment screw and carefully remove the can from the gun.

To remove uncured foam residues from the outside of the gun, can valves, working surfaces and clothing:

- Recommended application temperature: 0 °C to +35 °C.
- Fit the spray head onto the cleaner can valve. (The manufacturer reserves the right to change the accessories supplied. If the can is supplied with a black adapter, hold the can UPSIDE DOWN during use.)
- Apply cleaner to the affected areas.
- Wipe off the foam residues with a cloth.

Avoid getting cleaner on surfaces that are free of foam residues!

Composition

Methyl acetate, propane, butane, butyl acetate.

Shelf life: **12 months when stored as specified**
Can: **650 ml**

KUPP06C

EAN-13: **4606445021585**
ITF-14: **14606445021582**

KUDO Plastic Cleaner No. 5

Applications

Professional polishing product for polyurethane and rigid PVC components, including window frames, window sills, plastic sheets, building profiles, ventilation ducts and electrical trunking. Removes scratches, fine cracks and scuff marks from opaque rigid PVC, polystyrene, ABS and acrylic glass. Compatible with most plastics.

Directions for use

- Before use, test the cleaner for compatibility with the plastic to be cleaned, particularly coloured plastic.
- Shake the can.
- For best results, use at an ambient temperature of at least +10 °C.
- Remove dust and dirt from the surface. For heavily dust-covered surfaces, use **KUDO Plastic Cleaner No. 20**.
- For deep scratches, sand the surface with 400-grit abrasive paper, then remove the sanding dust with **KUDO Plastic Cleaner No. 20**.
- Apply **KUDO Plastic Cleaner No. 5** to the surface. Polish with a dye-free, lint-free cellulose or cotton cloth. Wipe in one direction, without circular movements.



KUPP06PVC05

EAN-13: 4606445027082
ITF-14: 14606445027089

KUDO Plastic Cleaner No. 10

Applications

Professional cleaner for polyurethane and rigid PVC components, including window frames, window sills, plastic sheets, building profiles, ventilation ducts and electrical trunking. Penetrates and slightly softens the surface layers of the plastic to remove heavy dirt, installation marks, factory markings, rubber marks and residues of protective film, adhesive tape, adhesive, bitumen, fresh silicone and uncured PU foam. Effective for preparing surfaces for bonding. Compatible with most plastics.

Directions for use

- Before use, test the cleaner for compatibility with the plastic to be cleaned, particularly coloured plastic.
- Shake the can.
- For best results, use at an ambient temperature of at least +10 °C.
- Remove dust and dirt from the surface. For heavily dust-covered surfaces, use **KUDO Plastic Cleaner No. 20**.
- Apply **KUDO Plastic Cleaner No. 10** to the surface. Clean the profile with a dye-free, lint-free cellulose or cotton cloth. Wipe in one direction, without circular movements.

Use **KUDO Plastic Cleaner No. 5** to polish and restore PVC profiles.



KUPP06PVC10

EAN-13: 4606445027075
ITF-14: 14606445027072

KUDO Plastic Cleaner No. 20

Applications

Professional non-dissolving antistatic cleaner for polyurethane and rigid PVC components, including window frames, window sills, plastic sheets, building profiles, ventilation ducts and electrical trunking. Removes dust, installation marks, factory markings, rubber marks and residues of protective film, adhesive tape, adhesive, bitumen, fresh silicone and uncured PU foam without softening the plastic. Effective for preparing surfaces for bonding. Its antistatic properties help prevent further soiling. Compatible with most plastics.

Directions for use

- Before use, test the cleaner for compatibility with the plastic to be cleaned, particularly coloured plastic.
- Shake the can.
- For best results, use at an ambient temperature of at least +10 °C.
- Apply **KUDO Plastic Cleaner No. 20** to the surface. Clean the profile with a dye-free, lint-free cellulose or cotton cloth. Wipe in one direction, without circular movements.

Use **KUDO Plastic Cleaner No. 10** to remove heavy dirt from PVC profiles, and **KUDO Plastic Cleaner No. 5** to polish and restore them.



KUPP06PVC20

EAN-13: 4606445027068
ITF-14: 14606445027065

PVC cleaner composition

No. 5 carboxylic acid esters >30 %, aliphatic hydrocarbons <30 %, ketones <5 %.
No. 10 carboxylic acid esters >30 %, aliphatic hydrocarbons <30 %.
No. 20 aliphatic hydrocarbons >30 %.

Shelf life: **5 years when stored as specified**
Can: **650 ml**

KUDO PVC Cleaners No. 5, No. 10, No. 20



SMC-005

EAN-13: 4606445041910
ITF-14: 14606445041917

KUDO PVC Cleaner No. 5 — Strong Solvent Action

Applications

Professional polishing product for polyurethane and rigid PVC components, including window frames, window sills, plastic sheets, building profiles, ventilation ducts and electrical trunking. Removes scratches, fine cracks and scuff marks from opaque rigid PVC, polystyrene, ABS and acrylic glass. Compatible with most plastics.

Directions for use

- Before use, test the cleaner for compatibility with the plastic to be cleaned, particularly coloured plastic.
- For best results, use at an ambient temperature of at least +10 °C.
- Remove dust and dirt from the surface. For heavily dust-covered surfaces, use **KUDO PVC Cleaner No. 20**.
- For deep scratches, sand the surface with 400-grit abrasive paper, then remove the sanding dust with **KUDO PVC Cleaner No. 20**.
- Apply **KUDO PVC Cleaner No. 5** and polish with a dye-free, lint-free cellulose or cotton cloth. Wipe in one direction, without circular movements.



SMC-010

EAN-13: 4606445041903
ITF-14: 14606445041900

KUDO PVC Cleaner No. 10 — Mild Solvent Action

Applications

Professional cleaner for polyurethane and rigid PVC components, including window frames, window sills, plastic sheets, building profiles, ventilation ducts and electrical trunking. Penetrates and slightly softens the surface layers of the plastic to remove heavy dirt, installation marks, factory markings, rubber marks and residues of protective film, adhesive tape, adhesive, bitumen, fresh silicone and uncured PU foam. Effective for preparing surfaces for bonding. Compatible with most plastics.

Directions for use

- Before use, test the cleaner for compatibility with the plastic to be cleaned, particularly coloured plastic.
- For best results, use at an ambient temperature of at least +10 °C.
- Remove dust and dirt from the surface. For heavily dust-covered surfaces, use **KUDO PVC Cleaner No. 20**.
- Apply **KUDO PVC Cleaner No. 10** and clean the profile with a dye-free, lint-free cellulose or cotton cloth. Wipe in one direction, without circular movements.

Use **KUDO PVC Cleaner No. 5** to polish and restore PVC profiles.



SMC-020

EAN-13: 4606445041811
ITF-14: 14606445041818

KUDO PVC Cleaner No. 20 — Non-Dissolving, Antistatic

Applications

Professional non-dissolving antistatic cleaner for polyurethane and rigid PVC components, including window frames, window sills, plastic sheets, building profiles, ventilation ducts and electrical trunking. Removes dust, installation marks, factory markings, rubber marks and residues of protective film, adhesive tape, adhesive, bitumen, fresh silicone and uncured PU foam without softening the plastic. Effective for preparing surfaces for bonding. Its antistatic properties help prevent further soiling. Compatible with most plastics.

Directions for use

- Before use, test the cleaner for compatibility with the plastic to be cleaned, particularly coloured plastic.
- For best results, use at an ambient temperature of at least +10 °C.
- Apply **KUDO PVC Cleaner No. 20** to the surface. Clean the profile with a dye-free, lint-free cellulose or cotton cloth. Wipe in one direction, without circular movements.

Use **KUDO PVC Cleaner No. 10** to remove heavy dirt from PVC profiles, and **KUDO PVC Cleaner No. 5** to polish and restore them.

PVC cleaner composition

No. 5 ketones >30 %, carboxylic acid esters >30 %.
No. 10 carboxylic acid esters >30 %.
No. 20 aliphatic hydrocarbons >30 %, naphthenic hydrocarbons >30 %, functional additives <5 %.

Shelf life: 2 years when stored as specified
Container: 1000 ml

Applications

Highly effective for quickly softening and removing cured and freshly applied sealants of all types (silicone, acrylic, etc.), adhesive, grease, oil and certain paints and varnishes. Recommended both for complete removal and for preparing surfaces before applying sealant or adhesive. Suitable for metal, glass, wood and ceramic surfaces. Safe on most plastics. Easy to apply and stays in place even on vertical surfaces. The spray head with an extension nozzle allows precise dispensing and application only where required. Special additives slow evaporation to provide sufficient contact time. No additional surface cleaning is required after use.

- **Quickly softens gasket and sealant materials.**
- **Effective on a wide range of materials.**
- **Stays in place on any vertical surface.**
- **Safe on most plastics.**

Directions for use

- For best results, apply at a temperature of at least +10 °C.
- Before use, remove the old sealant with a scraper or spatula.
- Protect adjacent paint finishes from accidental contact with the product.
- Shake the can well.
- Apply generously to the surface from a distance of 20–30 cm.
- Leave to act for 15–20 minutes.
- Mechanically remove the swollen sealant.
- Repeat if necessary.
- Afterwards, wipe off any product residues with a cloth.

Before use on plastics or porous surfaces (plaster, stone, etc.), test on a small, inconspicuous area. If the product accidentally contacts paint finishes or PVC coatings, wash it off with water.

Composition

Aliphatic hydrocarbons >30 %, naphthenic hydrocarbons <30 %, aromatic hydrocarbons <15 %, glycol ether <5 %, non-ionic surfactants <5 %, functional additives <5 %.



Shelf life: **5 years when stored as specified**
Can: **210 ml**

KRS-920

EAN-13: **4606445023602**
ITF-14: **14606445023609**

KUDO Foam Remover



Applications

Highly effective for removing cured one-component polyurethane foam residues from metal, plastic and other non-porous surfaces. Easy to apply in hard-to-reach areas and economical to use. Can also remove other polyurethane-based products from surfaces, including PU foams, sealants, adhesives and paints.

SPECIALLY DEVELOPED FOR CLEANING:

- **Window frames.**
- **Door frames.**
- **Working surfaces.**
- **Window sills.**

Caution! Before use on plastic or painted surfaces, test on an inconspicuous area.

Directions for use

- Recommended ambient temperature for application: +5 °C to +35 °C.
- Cut away or otherwise mechanically remove as much cured foam as possible.
- Remove the protective cap from the can.
- Spray the remover onto the affected areas.
- Allow 10–30 minutes for the foam to soften.
- Carefully scrape away the softened foam with a spatula or wipe it off with a dry cloth.
- Repeat the treatment if necessary.

Avoid getting cleaner on surfaces that are free of foam residues!

Composition

N-methylpyrrolidone >30 %, aliphatic hydrocarbons >30 %, propylene carbonate >30 %.

Shelf life: **12 months when stored as specified**
Can: **210 ml**

KUPH02R

EAN-13: **4606445026047**
ITF-14: **14606445026044**

Applications

High-quality KUDO **FOAM & GUN CLEANER** is ideal for removing uncured one-component polyurethane foam residues.

EFFECTIVELY CLEANS:

- **the inside and outside of PU foam guns;**
- **can valves;**
- **working surfaces;**
- **clothing.**

Directions for use

To flush and clean uncured foam residues from inside the gun:

- Recommended application temperature: 0 °C to +35 °C.
- Remove the protective cap.
- Screw the can onto the gun.
- Open the gun adjustment screw. Fully depress the trigger to flush cleaner through the gun for 5 seconds.
- Repeat the procedure 3 times.
- Close the adjustment screw and carefully remove the can from the gun.

To remove uncured foam residues from the outside of the gun, can valves, working surfaces and clothing:

- Recommended application temperature: 0 °C to +35 °C.
- Fit the spray head onto the cleaner can valve. (The manufacturer reserves the right to change the accessories supplied. If the can is supplied with a black adapter, hold the can UPSIDE DOWN during use.)
- Apply cleaner to the affected areas.
- Wipe off the foam residues with a cloth.

Avoid getting cleaner on surfaces that are free of foam residues!

Composition

Methyl acetate, propane, butane.



Shelf life: **12 months when stored as specified**
Can: **650 ml**

KUPH06C

EAN-13: **4606445025095**
ITF-14: **14606445025092**

DONEWELL Foam & Gun Cleaner



Applications

High-quality cleaner for removing uncured one-component polyurethane foam residues.

EFFECTIVELY CLEANS:

- **The inside and outside of PU foam guns.**
- **Can valves.**
- **Working surfaces.**
- **Clothing and footwear.**

Directions for use

To flush and clean uncured foam residues from inside the gun:

- Recommended application temperature: 0 °C to +35 °C.
- Remove the protective cap.
- Screw the can onto the gun.
- Open the gun adjustment screw. Fully depress the trigger to flush cleaner through the gun for 5 seconds.
- Repeat the procedure 3 times.
- Close the adjustment screw and carefully remove the can from the gun.

To remove uncured foam residues from the outside of the gun, can valves, working surfaces and clothing:

- Recommended application temperature: 0 °C to +35 °C.
- Fit the spray head onto the cleaner can valve. (The manufacturer reserves the right to change the accessories supplied. If the can is supplied with a black adapter, hold the can UPSIDE DOWN during use.)
- Apply cleaner to the affected areas.
- Wipe off the foam residues with a cloth.

Avoid getting cleaner on surfaces that are free of foam residues!

Composition

Methyl acetate, propane, butane, butyl acetate.

Shelf life: **12 months when stored as specified**
Can: **650 ml**

DPP06C

EAN-13: **4606445042405**
ITF-14: **14606445042402**

Applications

High-quality cleaner for removing uncured one-component polyurethane foam residues.

EFFECTIVELY CLEANS:

- **The inside and outside of PU foam guns.**
- **Can valves.**
- **Working surfaces.**
- **Clothing and footwear.**

Directions for use

To flush and clean uncured foam residues from inside the gun:

- Recommended application temperature: 0 °C to +35 °C.
- Remove the protective cap.
- Screw the can onto the gun.
- Open the gun adjustment screw. Fully depress the trigger to flush cleaner through the gun for 5 seconds.
- Repeat the procedure 3 times.
- Close the adjustment screw and carefully remove the can from the gun.

To remove uncured foam residues from the outside of the gun, can valves, working surfaces and clothing:

- Recommended application temperature: 0 °C to +35 °C.
- Fit the spray head onto the cleaner can valve. (The manufacturer reserves the right to change the accessories supplied. If the can is supplied with a black adapter, hold the can UPSIDE DOWN during use.)
- Apply cleaner to the affected areas.
- Wipe off the foam residues with a cloth.

Avoid getting cleaner on surfaces that are free of foam residues!

Composition

Methyl acetate, propane, butane.



Shelf life: **12 months when stored as specified**
Can: **650 ml**

RPP06C

EAN-13: **4606445048513**
ITF-14: **14606445048510**



KUDO BASE

Entry-level economy gun for polyurethane foam and foam adhesive. Suitable for all can types. Particularly suitable for high-viscosity foams. The metal barrel, body and universal adapter make cleaning easier and improve reliability.

A comfortable extended handle, metal trigger and adjustment screw provide smooth dispensing and convenient application. The gun can be dismantled for servicing, extending its service life. Supplied with plastic extension tubes.

The gun is adapted for use with the innovative Smart2Lock valve. Compatible with standard cross-and-ring adapters.

KUPGUN 01
EAN: 4606445037173



KUDO COMPACT BASE

Lightweight entry-level economy gun for polyurethane foam and foam adhesive. Suitable for all can types. Particularly suitable for high-viscosity foams.

The main components are made of metal for high reliability, while the plastic body keeps the weight low. An integral hanging loop provides convenient storage. Supplied with plastic extension tubes.

The gun is adapted for use with the innovative Smart2Lock valve. Compatible with standard cross-and-ring adapters.

KUPGUN 02
EAN: 4606445037180



KUDO BASE LITE

Economy gun for polyurethane foam and foam adhesive. Suitable for all can types. Its ergonomic, lightweight, impact-resistant plastic body simplifies servicing and use. Easy to clean and maintain. Precise dispensing.

The gun is adapted for use with the innovative Smart2Lock valve. Compatible with standard cross-and-ring adapters.

KUPGUN 03L
EAN: 4606445042368

KUDO CLASSIC BALANCE

Classic gun for polyurethane foam and foam adhesive. Suitable for all can types. A universal metal adapter and brass needle rod ensure reliability and durability. The metal body makes cleaning easier and extends service life. Polished barrel and nozzle reduce resistance to foam flow.

A comfortable handle, metal trigger and plastic adjustment screw provide smooth dispensing and convenient application. The gun can be dismantled for servicing to extend its service life. Supplied with plastic extension tubes.

KUPGUN 11
EAN: 4606445037197



KUDO STRONG BALANCE

Gun with a protective body for polyurethane foam and foam adhesive. Suitable for all can types. A universal metal adapter and brass needle rod ensure reliability and durability. The solid metal body fully encloses the main components, protecting them from external damage and extending service life. Polished barrel and nozzle reduce resistance to foam flow. An ergonomic, oversized handle with a textured grip makes the gun comfortable to use in all weather conditions.

A metal trigger and large plastic adjustment screw provide smooth dispensing and convenient application. The gun can be dismantled for servicing to extend its service life. Supplied with plastic extension tubes.

KUPGUN 12
EAN: 4606445037203



KUDO LIGHTWEIGHT ELITE

Lightweight, compact premium gun for polyurethane foam and foam adhesive. Suitable for all can types. A universal brass adapter with a stainless steel needle ensures reliability and durability. The electroplated metal body with a PTFE gasket makes cleaning easier and extends service life. Internally polished barrel and nozzle reduce resistance to foam flow. A comfortable handle, electroplated metal trigger and plastic adjustment screw provide smooth dispensing and convenient application. The gun can be dismantled for servicing to extend its service life. Supplied with plastic extension tubes.

KUPGUN 21
EAN: 4606445037210



KUDO LONGLIFE ELITE

Premium gun with extended durability for polyurethane foam and foam adhesive. Suitable for all can types. A universal lightweight, PTFE-coated brass adapter with a PTFE valve and a very strong electroplated metal body with a PTFE gasket make cleaning easier and extend service life. The tapered nozzle and large electroplated brass adjustment screw provide smooth dispensing, maximum yield and a uniform foam structure. Internally polished barrel and nozzle reduce resistance to foam flow. An electroplated metal trigger and ergonomic handle make the gun particularly comfortable to use. It can be dismantled for servicing to extend its service life. Supplied with plastic extension tubes.

KUPGUN 22
EAN: 4606445037227



KUDO Instant Cyanoacrylate Adhesive

Applications

High-quality, low-viscosity, one-component cyanoacrylate adhesive for fast, high-strength bonding of various plastics, rubber, certain metals, polystyrene, leather and other materials. Ideal for rubber seals and PVC components.

Directions for use

- Remove dust and dirt from the bonding surfaces and degrease them.
- Apply a small amount of adhesive to one surface, press the parts together and hold firmly for a few seconds.
- Remove excess adhesive.
- Maximum bond strength is reached within 24 hours.
- Service temperature range: –55 °C to +85 °C.



Shelf life: 18 months when stored as specified
Bottle: 20 g

SMB-020

EAN-13: 4606445042030
ITF-14: 14606445042037

Applications

High-quality multipurpose acrylic adhesive for bonding wood, chipboard, fibreboard, EPS, XPS and UPVC to concrete, brick, stone, metal, plastered and wooden surfaces. Ideal for assembling timber structures and bonding plasterboard, OSB, decorative elements, window sills and various types of insulation. Significantly speeds up finishing work and is economical and easy to use. For interior use. Not recommended for bathrooms or shower enclosures. Solvent-free, non-toxic and non-flammable. Chemically neutral and non-corrosive to metals. Odourless. Easy to apply and clean up. Once fully cured, it can be painted with water-based and synthetic paints. Not suitable for continuous immersion in water.

Benefits

- **Resistant to UV radiation, cleaning agents and detergents.**
- **Excellent adhesion to concrete, brick, stone, plasterboard, wood, PVC and other building materials.**
- **Chemically neutral and non-corrosive.**
- **High elasticity and movement capability.**
- **Wide service temperature range: –60 °C to +80 °C.**
- **20–22 linear metres with a 4 mm bead (cartridge).**
  10 linear metres with a 5 mm bead (tube).

Directions for use

- Recommended application temperature: +5 °C to +40 °C.
- Apply the adhesive to clean, dry, degreased surfaces.
- Slight surface dampness is acceptable on porous materials.
- Prime highly porous substrates, such as gypsum and aerated concrete, with a mixture of 1 part KUDO adhesive and 2 parts water. Carry out adhesion tests before use if necessary.
- Cut off the cartridge seal above the thread, screw on the nozzle, remove the cap and cut the nozzle tip at 45° to obtain the required opening.
- Apply using a sealant gun.
- Apply the adhesive to the substrate or the item to be bonded in beads or dots spaced 10–20 cm apart.
- Slide the item into position and press firmly. For vertical bonding, slide downwards.
- If the item is incorrectly positioned, slide it into place without separating the bonded surfaces. Do not leave the adhesive container open for more than 20 min.
- Remove excess uncured adhesive with a damp cloth.
- Clean tools with water and hands with soap and water.
- Remove cured adhesive mechanically.
- Full cure: 72 hours (at +23 °C and 50 % relative humidity).

Do not use for joints permanently immersed in water (swimming pools or aquariums). Do not apply at ambient temperatures below +5 °C or in high humidity (>70 %).



Shelf life: 24 months when stored as specified
Cartridge: 310 ml **Pail:** 650 ml / 1 kg **Tube:** 200 ml

KBK-301	**KBB-301**	**KBT-301**
white	white	white
EAN-13: 4606445035681	**EAN-13:** 4606445018998	**EAN-13:** 4606445022438
ITF-14: 14606445035688	**ITF-14:** 14606445018995	**ITF-14:** 14606445022435

KUDO Acrylic Repair and Construction Adhesive "Invisible Seam"



Applications

High-quality multipurpose acrylic adhesive for bonding wood, chipboard, fibreboard, EPS, XPS and UPVC to concrete, brick, stone, metal, plastered and wooden surfaces. Ideal for assembling timber structures and bonding plasterboard, OSB, decorative elements, window sills and various types of insulation. Dries to form a flexible, transparent film. Significantly speeds up finishing work and is economical and easy to use. For interior use. Not recommended for bathrooms or shower enclosures. Solvent-free, non-toxic and non-flammable. Chemically neutral and non-corrosive to metals. Odourless. Easy to apply and clean up. Once fully cured, it can be painted with water-based and synthetic paints. Not suitable for continuous immersion in water.

Benefits

- **Resistant to UV radiation, cleaning agents and detergents.**
- **Excellent adhesion to concrete, brick, stone, plasterboard, wood, PVC and other building materials.**
- **Chemically neutral and non-corrosive.**
- **High elasticity and movement capability.**
- **Wide service temperature range: –60 °C to +80 °C.**
- **High strength and moisture resistance.**
- **20–22 linear metres with a 4 mm bead (cartridge).**
  10 linear metres with a 5 mm bead (tube).

Directions for use

- Recommended application temperature: +5 °C to +35 °C.
- The surfaces to be bonded must be dry, clean and degreased. At least one substrate must be porous.
- Cut off the cartridge seal above the thread, screw on the nozzle, remove the cap and cut the nozzle tip at 45° to obtain the required opening.
- Apply the adhesive as a continuous layer or in dots approximately 6 mm in diameter, depending on the work required.
- To make bonding easier, apply adhesive to one surface and leave exposed to the air for 10–15 minutes. Then bring the surfaces together and press firmly.
- Dry to touch in 1 hour; repositionable for 30 minutes; full strength is reached after 24 hours (depending on the porosity of the materials) at a temperature of at least +20±2 °C and 65±5 % relative humidity.
- The adhesive changes from milky white to colourless as it dries.
- Remove excess uncured adhesive with a damp cloth.
- Remove cured adhesive mechanically.

Do not use for joints permanently immersed in water (swimming pools or aquariums). Do not apply at ambient temperatures below +5 °C or in high humidity (>70 %).

Shelf life: **24 months when stored as specified**
Cartridge: **310 ml** **Tube:** **200 ml**

KBK-300
transparent
EAN-13: **4606445021882**
ITF-14: **14606445021889**

KBT-300
transparent
EAN-13: **4606445021967**
ITF-14: **14606445021964**

KUDO DECOR Acrylic Adhesive for Lightweight Decorative Elements

Applications

For fast, reliable fixing. Suitable for fitting gypsum, foam, polystyrene and similar items.
For interior use.

Benefits

- **Initial grab: 50 kg/m².**
- **Excellent adhesion to concrete, brick, stone, plasterboard, wood, PVC and other building materials.**
- **High strength and moisture resistance.**
- **Speeds up repair work.**
- **20–22 linear metres with a 4 mm bead (cartridge).**
  10 linear metres with a 5 mm bead (tube).

Directions for use

- Recommended application temperature: +5 °C to +35 °C. Adhesive temperature: +20…25 °C.
- The surfaces to be bonded must be dry and clean. At least one substrate must be porous.
- Apply the adhesive in a thin, continuous layer (up to 1 mm).
- Slide the item into position and press firmly. Hold in place for 1–2 min.
- Skin formation time: no more than 1 hour. Full strength: after 48 hours (depending on the porosity of the materials) at 23±2 °C and 50±5 % relative humidity.
- Remove excess uncured adhesive with a damp cloth or mechanically.



Shelf life: **24 months when stored as specified**
Cartridge: **310 ml** **Tube:** **200 ml**

KBK-311
white

EAN-13: **4606445050493**
ITF-14: **14606445050490**

KBT-311
white

EAN-13: **4606445050622**
ITF-14: **14606445050629**

KUDO inv. MONTAGE Acrylic Adhesive for Invisible Fixing



Applications

For fast, reliable fixing. Suitable for fitting glass, coloured ceramics, wood and similar items.
For interior use.

Benefits

- **Initial grab: 80 kg/m².**
- **Excellent adhesion to concrete, brick, stone, plasterboard, glass, wood, PVC and other building materials.**
- **Speeds up finishing work.**
- **Economical and easy to use.**
- **Invisible adhesive joint.**
- **20–22 linear metres with a 4 mm bead (cartridge).**
  10 linear metres with a 5 mm bead (tube).

Directions for use

- Recommended application temperature: +5 °C to +35 °C. Adhesive temperature: +20…25 °C.
- The surfaces to be bonded must be dry and clean. At least one substrate must be porous.
- Apply the adhesive in a thin, continuous layer (up to 1 mm).
- Slide the item into position and press firmly. Hold in place for 1–2 min.
- Skin formation time: no more than 1 hour. Full strength: after 48 hours (depending on the porosity of the materials) at 23±2 °C and 50±5 % relative humidity.
- Remove excess uncured adhesive with a damp cloth or mechanically.

The adhesive is a milky-white viscous liquid that dries to form a flexible, transparent film.

Shelf life: **24 months when stored as specified**
Cartridge: **310 ml** **Tube:** **200 ml**

KBK-320
transparent
EAN-13: **4606445050509**
ITF-14: **14606445050506**

KBT-320
transparent
EAN-13: **4606445050639**
ITF-14: **14606445050636**

Applications

For fast, reliable fixing. Suitable for fitting skirting boards, window reveals, architraves and similar items.
For interior use.

Benefits

- **Initial grab: 80 kg/m².**
- **Excellent adhesion to concrete, brick, stone, plasterboard, wood, PVC, ceramics, tiles and other building materials.**
- **High strength and moisture resistance.**
- **20–22 linear metres with a 4 mm bead (cartridge).**
  10 linear metres with a 5 mm bead (tube).

Directions for use

- Recommended application temperature: +5 °C to +35 °C. Adhesive temperature: +20…25 °C.
- The surfaces to be bonded must be dry and clean. At least one substrate must be porous.
- Apply the adhesive in a thin, continuous layer (up to 1 mm).
- Slide the item into position and press firmly. Hold in place for 1–2 min.
- Skin formation time: no more than 1 hour. Full strength: after 48 hours (depending on the porosity of the materials) at 23±2 °C and 50±5 % relative humidity.
- Remove excess uncured adhesive with a damp cloth or mechanically.



Shelf life: **24 months when stored as specified**
Cartridge: **310 ml** **Tube:** **200 ml**

KBK-321
white

EAN-13: **4606445050516**
ITF-14: **14606445050513**

KBT-321
white

EAN-13: **4606445050646**
ITF-14: **14606445050643**

KUDO TURBO Acrylic Adhesive for Fast Fixing



Applications

For fast, reliable fixing of most building materials. Suitable for fitting wall panels, ceramics, parquet and similar items.
For exterior and interior use.

Benefits

- **Initial grab: 200 kg/m².**
- **Excellent adhesion to concrete, brick, stone, plasterboard, wood, PVC and other building materials.**
- **Significantly speeds up finishing work.**
- **Suitable for vertical and horizontal surfaces.**
- **20–22 linear metres with a 4 mm bead.**

Directions for use

- Recommended application temperature: +5 °C to +35 °C. Adhesive temperature: +20…25 °C.
- The surfaces to be bonded must be dry and clean. At least one substrate must be porous.
- Apply the adhesive in a thin, continuous layer (up to 1 mm).
- Slide the item into position and press firmly. Hold in place for 1–2 min.
- Skin formation time: no more than 1 hour. Full strength: after 48 hours (depending on the porosity of the materials) at 23±2 °C and 50±5 % relative humidity.
- Remove excess uncured adhesive with a damp cloth or mechanically.

Shelf life: **24 months when stored as specified**
Cartridge: **310 ml**

KBK-331
white

EAN-13: **4606445046939**
ITF-14: **14606445046936**

Applications

For fast, reliable fixing. Suitable for fitting metal, wood, stone, ceramic and similar items.
For interior use.

Benefits

- **Initial grab: 100 kg/m².**
- **Excellent adhesion to concrete, brick, stone, plasterboard, wood, PVC, ceramics, tiles and other building materials.**
- **High strength, moisture resistance and fast bonding.**
- **20–22 linear metres with a 4 mm bead (cartridge).**
  10 linear metres with a 5 mm bead (tube).

Directions for use

- Recommended application temperature: +5 °C to +35 °C. Adhesive temperature: +20…25 °C.
- The surfaces to be bonded must be dry and clean. At least one substrate must be porous.
- Apply the adhesive in a thin, continuous layer (up to 1 mm).
- Slide the item into position and press firmly. Hold in place for 1–2 min.
- Skin formation time: no more than 1 hour. Full strength: after 48 hours (depending on the porosity of the materials) at 23±2 °C and 50±5 % relative humidity.
- Remove excess uncured adhesive with a damp cloth or mechanically.



Shelf life: **24 months when stored as specified**
Cartridge: **310 ml** **Tube:** **200 ml**

KBK-341
white

EAN-13: **4606445050523**
ITF-14: **14606445050520**

KBT-341
white

EAN-13: **4606445050653**
ITF-14: **14606445050650**

KUDO POWER Fibre-Reinforced Acrylic Adhesive



Applications

The reinforcing fibres in this adhesive create an exceptionally strong bond with a reinforcing mesh effect. Suitable for fitting window sills, door frames, heavy sheet materials, panels and similar items.
For exterior and interior use.

Benefits

- **Initial grab: 230 kg/m².**
- **Excellent adhesion to concrete, brick, stone, plasterboard, wood, PVC and other building materials.**
- **Suitable for vertical and horizontal surfaces.**
- **20–22 linear metres with a 4 mm bead.**

Directions for use

- Recommended application temperature: +5 °C to +35 °C. Adhesive temperature: +20…25 °C.
- The surfaces to be bonded must be dry and clean. At least one substrate must be porous.
- Apply the adhesive in a thin, continuous layer (up to 1 mm).
- Slide the item into position and press firmly. Hold in place for 1–2 min.
- Skin formation time: no more than 1 hour. Full strength: after 48 hours (depending on the porosity of the materials) at 23±2 °C and 50±5 % relative humidity.
- Remove excess uncured adhesive with a damp cloth or mechanically.

Shelf life: **24 months when stored as specified**
Cartridge: **310 ml**

KBK-351
white

EAN-13: **4606445050530**
ITF-14: **14606445050537**

Applications

For ceiling decorations and decorative items made of stone, polyurethane, gypsum, plasterboard, polystyrene and similar materials. Offers excellent adhesion to wood, plaster, concrete, brick and other building materials.

For interior use. Resistant to mould and fungal growth; does not yellow, crack or crumble. Solvent-free and odourless. Once fully dry, it can be painted with water-based and synthetic paints.

Benefits

- **Resistant to UV radiation, cleaning agents and detergents.**
- **Excellent adhesion to concrete, brick, stone, plasterboard, wood, PVC and other building materials.**
- **Chemically neutral and non-corrosive.**
- **Skin formation time: no more than one hour.**
- **20–22 linear metres with a 4 mm bead.**

Directions for use

- Recommended application temperature: +5 °C to +35 °C. Adhesive temperature: +20…25 °C.
- The surfaces to be bonded must be clean. The adhesive can be applied to dry or damp surfaces, but water droplets must not be present. At least one substrate must be porous.
- The adhesive is ready to use. Do not dilute with water, as this may alter its properties. Keep the packaging airtight during breaks in work.
- Apply using a sealant gun.
- Skin formation time: 1 hour; repositionable for 30 minutes; full strength is reached after 48 hours at 23 °C and 50 % relative humidity.
- Remove excess uncured adhesive with a damp cloth or mechanically.

Do not use for joints permanently immersed in water. Do not apply in high humidity (>70 %).



Shelf life: **24 months when stored as specified**
Cartridge: **310 ml**

KBK-371
white

EAN-13: **4606445051339**
ITF-14: **14606445051336**

KUDO Fast-Grabbing Rubber-Based Construction Adhesive



Applications

High-quality, one-component, multipurpose rubber-based adhesive for bonding metal, wood, chipboard, fibreboard and various plastics to concrete, brick, stone, metal, wood and other surfaces. Ideal for repairs and finishing work: assembling timber structures and bonding plasterboard, OSB, decorative elements (including polystyrene) and various types of insulation. Significantly speeds up finishing work and is economical and easy to use. Moisture-resistant, for interior and exterior use. Can be applied at –20 °C to +38 °C. High initial grab. Thixotropic: does not run on vertical surfaces. Contains no aggressive solvents and is suitable for bonding mirrors and other delicate materials. Chemically neutral and non-corrosive to metals.

Benefits

- **Excellent adhesion to metal, wood, concrete, brick, stone, plasterboard, plastics and other building materials.**
- **Resistant to loads and vibration, with a wide service temperature range of –30 °C to +60 °C.**
- **Contains no aggressive solvents or acids. Non-corrosive.**
- **23–24 linear metres with a 4 mm bead.**

Directions for use

- Recommended application temperature: +5 °C to +35 °C.
- Apply the adhesive to clean, dry, degreased surfaces. Use KUDO Universal Degreaser for degreasing and cleaning.
- Use masking tape for a neat finish. Remove it as soon as a skin has formed on the adhesive layer.
- Apply the adhesive in separate dots or a continuous zigzag bead.
- Bonding lightweight items (two-stage method): apply adhesive to one surface, press firmly together and immediately separate. Ensure that adhesive is present on both surfaces. Wait 10–30 seconds, then press firmly together again. Tap the bonded areas with a rubber mallet to ensure close contact.
- If the item is incorrectly positioned, do not separate the surfaces again. Reposition by sliding within 5 minutes.
- Bonding heavy items (single-stage method): apply adhesive to the items, press firmly together and secure with mechanical supports for at least 24 hours while the adhesive cures.
- Wipe freshly applied adhesive off affected surfaces with a cloth. Remove cured adhesive mechanically.
- Skin formation time: no more than 5 minutes. Full cure: 24–72 hours (at +25 °C and 50 % relative humidity).
- The bonded items can be used at temperatures from –30 °C to +60 °C.

Shelf life: **36 months when stored as specified**
Cartridge: **310 ml**

KBK-400
beige

EAN-13: **4606445037982**
ITF-14: **14606445037989**

Applications

High-quality, one-component, multipurpose, extra-strong rubber-based adhesive for bonding heavy structures made of metal, wood, chipboard, fibreboard and various plastics to concrete, brick, stone, metal, wood and other surfaces. Ideal for bonding building materials during repairs and finishing work: assembling timber structures and bonding plasterboard, fibre-cement boards, engineered wood flooring, parquet blocks, flooring panels, OSB, decorative elements and various types of insulation. Significantly speeds up finishing work and is economical and easy to use. Moisture-resistant, for interior and exterior use. Can be applied at –20 °C to +38 °C. High initial grab. Thixotropic: does not run on vertical surfaces. Chemically neutral and non-corrosive to metals.

Benefits

- **High strength of the cured adhesive layer.**
- **Excellent adhesion to metal, wood, concrete, brick, stone, plasterboard, plastics and other building materials.**
- **Resistant to loads and vibration.**
- **Wide service temperature range: –30 °C to +60 °C.**
- **23–24 linear metres with a 4 mm bead.**

Directions for use

- Recommended application temperature: +5 °C to +35 °C.
- Apply the adhesive to clean, dry, degreased surfaces. Use KUDO Universal Degreaser for degreasing and cleaning.
- Use masking tape for a neat finish. Remove it as soon as a skin has formed on the adhesive layer.
- Bonding lightweight items (two-stage method): apply adhesive to one surface, press firmly together and immediately separate. Ensure that adhesive is present on both surfaces. Wait 10–30 seconds, then press firmly together again. Tap the bonded areas with a rubber mallet to ensure close contact.
- If the item is incorrectly positioned, do not separate the surfaces again. Reposition by sliding within 5 minutes.
- Bonding heavy items (single-stage method): apply adhesive to the items, press firmly together and secure with mechanical supports for at least 24 hours while the adhesive cures.
- Wipe freshly applied adhesive off affected surfaces with a cloth. Remove cured adhesive mechanically.
- Skin formation time: no more than 5 minutes. Full cure: 24–72 hours (at +25 °C and 50 % relative humidity).
- The bonded items can be used at temperatures from –30 °C to +60 °C.



Shelf life: **36 months when stored as specified**
Cartridge: **310 ml**

KBK-405
beige

EAN-13: **4606445037999**
ITF-14: **14606445037996**

KUDO Rubber-Based Mirror Adhesive



Applications

High-quality, one-component, multipurpose rubber-based adhesive for bonding mirrors to metal, wood, chipboard, fibreboard, brick, stone, various plastics and other surfaces. Ideal for bonding building materials during repairs and finishing work: assembling timber structures and bonding plasterboard, OSB, decorative elements (including polystyrene) and various types of insulation. Significantly speeds up finishing work and is economical and easy to use. Moisture-resistant, for interior and exterior use. Can be applied at −20 °C to +38 °C. High initial grab. Thixotropic: does not run on vertical surfaces. Contains no aggressive solvents, is safe for mirror backing and is suitable for bonding delicate materials. Chemically neutral and non-corrosive to metals.

Benefits

- **Excellent adhesion to metal, wood, concrete, brick, stone, plasterboard, plastics and other building materials.**
- **Resistant to loads and vibration, with a wide service temperature range of −30 °C to +60 °C.**
- **Contains no aggressive solvents or acids. Non-corrosive.**
- **23–24 linear metres with a 4 mm bead.**

Directions for use

- Recommended application temperature: +5 °C to +35 °C.
- Apply the adhesive to clean, dry, degreased surfaces. Use KUDO Universal Degreaser for degreasing and cleaning.
- Use masking tape for a neat finish. Remove it as soon as a skin has formed on the adhesive layer.
- Cut off the cartridge tip above the thread. Use the nozzle to pierce the foil membrane through the opening. Screw the nozzle onto the cartridge and cut its tip at 45° to produce a suitable dispensing opening.
- Use a sealant gun to apply the adhesive in separate dots or a continuous zigzag bead.
- Bonding lightweight items (two-stage method): apply adhesive to one surface, press firmly together and immediately separate. Ensure that adhesive is present on both surfaces. Wait 10–30 seconds, then press firmly together again. Tap the bonded areas with a rubber mallet to ensure close contact.
- If the item is incorrectly positioned, do not separate the surfaces again. Reposition by sliding within 5 minutes.
- Bonding heavy items (single-stage method): apply adhesive to the items, press firmly together and secure with mechanical supports for at least 24 hours while the adhesive cures.
- Wipe freshly applied adhesive off affected surfaces with a cloth. Remove cured adhesive mechanically.
- Skin formation time: no more than 5 minutes. Full cure: 24–72 hours (at +25 °C and 50 % relative humidity).
- The bonded items can be used at temperatures from −30 °C to +60 °C.

Shelf life: **36 months when stored as specified**
Cartridge: **310 ml**

KBK-410
beige

EAN-13: **4606445038002**
ITF-14: **14606445038009**

Applications

For high-strength, permanently elastic bonded and sealed joints.

Recommended for installing structures subject to considerable movement: shower trays, shower enclosures, siding, air conditioning and ventilation systems, and rainwater systems. Can be used to fix building and decorative elements (mirrors, window sills, door thresholds, stair treads, etc.) to concrete, brick, stone, metal, wood and other surfaces, except polyethylene, polypropylene and PTFE.

Non-toxic and non-flammable. Contains no isocyanates, solvents or silicones. No primer required; can be applied to damp surfaces. For interior and exterior use.

Resistant to loads and vibration. Thixotropic: does not spread or slump in the joint during application. Once cured, it can be sanded and painted with water-based and synthetic paints (test before using solvent-based paints).

Benefits

- **Excellent primerless adhesion to most building materials.**
- **Odourless and environmentally safe.**
- **No shrinkage or bubble formation.**
- **Chemically neutral, non-corrosive and suitable for bonding delicate materials.**
- **Wide service temperature range: –60 °C to +100 °C.**
- **Resistant to UV radiation, cleaning agents and detergents.**
- **Hardness: SHORE A 40.**
- **20–22 linear metres with a 4 mm bead.**

Directions for use

- Recommended application temperature: +5 °C to +35 °C.
- Apply the adhesive to clean, degreased surfaces. Use KUDO Universal Degreaser for cleaning.
- For a neat finish, use masking tape and remove it immediately after application.
- Cut off the cartridge seal above the thread, screw on the nozzle, remove the cap and cut the nozzle tip at 45° to obtain the required opening.
- Apply adhesive to the items in beads spaced 5–15 cm apart to allow air access. Apply using a sealant gun.
- Press the item onto the fixing surface and position accurately. Provide temporary support if required. Cures fully through reaction with atmospheric moisture within 3–7 days.
- Skin formation time: at least 20 minutes. Cure rate: 2–3 mm per day (at +23 °C and 50 % relative humidity).
- Clean freshly applied adhesive from affected surfaces with a solvent (acetone or white spirit). Remove cured adhesive mechanically.
- The bonded items can be used at temperatures from –60 °C to +100 °C.

Caution! Do not use on surfaces that may come into contact with food. Not suitable for continuous immersion in water.



Shelf life: **12 months when stored as specified**
Cartridge: **310 ml**

KX-1W
white

EAN-13: **4606445041699**
ITF-14: **14606445041696**

KUDO X.2 CLASSIC
Hybrid Polymer Adhesive



Applications

For high-strength, permanently elastic bonded and sealed joints. Used to fit building and decorative elements (mirrors, window sills, door thresholds, air conditioning and ventilation systems, stair treads, etc.) to concrete, brick, stone, metal, wood and other surfaces, except polyethylene, polypropylene and PTFE. Non-toxic and non-flammable. Contains no isocyanates, solvents or silicones. No primer required; can be applied to damp surfaces. For interior and exterior use. Resistant to loads and vibration. Thixotropic: does not spread or slump in the joint during application. Once cured, it can be sanded and painted with water-based and synthetic paints (test before using solvent-based paints).

Benefits

- **Excellent primerless adhesion to most building materials.**
- **Odourless and environmentally safe.**
- **No shrinkage or bubble formation.**
- **Chemically neutral, non-corrosive and suitable for bonding delicate materials.**
- **Wide service temperature range: –60 °C to +100 °C.**
- **Resistant to UV radiation, cleaning agents and detergents.**
- **Hardness: SHORE A 50.**
- **20–22 linear metres with a 4 mm bead.**

Directions for use

- Recommended application temperature: +5 °C to +35 °C.
- Apply the adhesive to clean, degreased surfaces. Use KUDO Universal Degreaser for cleaning.
- For a neat finish, use masking tape and remove it immediately after application.
- Cut off the cartridge seal above the thread, screw on the nozzle, remove the cap and cut the nozzle tip at 45° to obtain the required opening.
- Apply adhesive to the items in beads spaced 5–15 cm apart to allow ventilation. Apply using a sealant gun.
- Press the item onto the fixing surface and position accurately. Provide temporary support if required. Cures fully through reaction with atmospheric moisture within 3–7 days.
- Skin formation time: at least 20 minutes. Cure rate: 2–3 mm per day (at +23 °C and 50 % relative humidity).
- Clean freshly applied adhesive from affected surfaces with a solvent (acetone or white spirit). Remove cured adhesive mechanically.
- The bonded items can be used at temperatures from –60 °C to +100 °C.

Caution! Do not use on surfaces that may come into contact with food. Not suitable for continuous immersion in water.

Shelf life: **12 months when stored as specified**
Cartridge: **310 ml**

KX-2W
white

EAN-13: **4606445019797**
ITF-14: **14606445019794**

Applications

For high-strength, permanently elastic bonded and sealed joints. Used to fit building and decorative elements (mirrors, window sills, door thresholds, air conditioning and ventilation systems, stair treads, etc.) to concrete, brick, stone, metal, wood and other surfaces, except polyethylene, polypropylene and PTFE. Non-toxic and non-flammable. Contains no isocyanates, solvents or silicones. No primer required; can be applied to damp surfaces. For interior and exterior use. Resistant to loads and vibration. Thixotropic: does not spread or slump in the joint during application. Once cured, it can be sanded and painted with water-based and synthetic paints (test before using solvent-based paints).

Benefits

- **No temporary mechanical fixings required during installation.**
- **Excellent primerless adhesion to most building materials.**
- **Odourless and environmentally safe.**
- **No shrinkage or bubble formation.**
- **Chemically neutral, non-corrosive and suitable for bonding delicate materials.**
- **Wide service temperature range: –60 °C to +100 °C.**
- **Resistant to UV radiation, cleaning agents and detergents.**
- **Hardness: SHORE A 60.**
- **20–22 linear metres with a 4 mm bead.**

Directions for use

- Recommended application temperature: +5 °C to +35 °C.
- Apply the adhesive to clean, degreased surfaces. Use KUDO Universal Degreaser for cleaning.
- For a neat finish, use masking tape and remove it immediately after application.
- Cut off the cartridge tip above the thread, screw on the nozzle, remove the cap and cut the nozzle tip to obtain a suitable dispensing opening.
- Apply adhesive to the items in beads spaced 5–15 cm apart to allow ventilation. Apply using a sealant gun.
- Press the item onto the fixing surface as firmly as possible and position accurately.
- Skin formation time: at least 15 minutes. Cure rate: 2–3 mm per day. Maximum bond strength is reached within 5–7 days (at +23 °C and 50 % relative humidity).
- Clean freshly applied adhesive from affected surfaces with a solvent. Remove cured adhesive mechanically.
- The bonded items can be used at temperatures from –60 °C to +100 °C.

Caution! Do not use on surfaces that may come into contact with food. Not suitable for continuous immersion in water.



Shelf life: 12 months when stored as specified
Cartridge: 310 ml

KX-3W
white

EAN-13: 4606445020113
ITF-14: 14606445020110

KUDO X.4 SPRINT
Fast-Curing Hybrid Polymer Adhesive



Applications

For high-strength bonded joints. Used to fit building and decorative elements (mirrors, window sills, door thresholds, air conditioning and ventilation systems, stair treads, etc.) to concrete, brick, stone, metal, wood and other surfaces, except polyethylene, polypropylene and PTFE. Non-toxic and non-flammable. Contains no isocyanates, solvents or silicones. No primer required; can be applied to damp surfaces. For interior and exterior use. Resistant to loads and vibration. Thixotropic: does not spread or slump in the joint during application. Once cured, it can be sanded and painted with water-based and synthetic paints (test before using solvent-based paints).

Benefits

- **Fast curing: the bond can withstand high loads 30 minutes after application.**
- **Excellent primerless adhesion to most building materials.**
- **Odourless and environmentally safe.**
- **No shrinkage or bubble formation.**
- **Chemically neutral, non-corrosive and suitable for bonding delicate materials.**
- **Wide service temperature range: –60 °C to +100 °C.**
- **Resistant to UV radiation, cleaning agents and detergents.**
- **Hardness: SHORE A 65.**
- **20–22 linear metres with a 4 mm bead (cartridge).**
  3 linear metres with a 7 mm bead (tube).

Directions for use

- Recommended application temperature: +5 °C to +35 °C.
- Apply the adhesive to clean, degreased surfaces. Use KUDO Universal Degreaser for cleaning.
- For a neat finish, use masking tape and remove it immediately after application.
- Cut off the cartridge tip above the thread, screw on the nozzle, remove the cap and, if necessary, cut the nozzle tip to obtain a suitable dispensing opening.
- Apply adhesive to the items in beads spaced 5–15 cm apart to allow ventilation. A continuous layer may be used on small bonding areas. Apply using a sealant gun.
- Press the item onto the fixing surface as firmly as possible and position accurately. Provide temporary support if required.
- Clean freshly applied adhesive from affected surfaces with a solvent. Remove cured adhesive mechanically.
- The bonded items can be used at temperatures from –60 °C to +100 °C.

Caution! Do not use on surfaces that may come into contact with food. Not suitable for continuous immersion in water.

Shelf life: **12 months when stored as specified**
Cartridge: **310 ml** **Tube:** **110 ml**

KX-4W	**KXT-4W**
white	white
EAN-13: **4606445020281**	**EAN-13:** **4606445050431**
ITF-14: **14606445020288**	**ITF-14:** **14606445050438**

KUDO X.5 CRYSTAL
Transparent Hybrid Polymer Adhesive

Applications

For high-strength, permanently elastic bonded and sealed joints.

Recommended for assembling glass furniture, fixing small panes of glass and mirrors, mouldings and skirting boards where a transparent adhesive joint is required. Offers excellent adhesion to concrete, brick, stone, metal, wood and other surfaces, except polyethylene, polypropylene and PTFE.

Non-toxic and non-flammable. Contains no isocyanates, solvents or silicones. No primer required; can be applied to damp surfaces. For interior and exterior use.

Resistant to loads and vibration. Thixotropic: does not spread or slump in the joint during application. Once cured, it can be sanded and painted with water-based and synthetic paints (test before using solvent-based paints).

Benefits

- **Excellent primerless adhesion to most building materials.**
- **Odourless and environmentally safe.**
- **No shrinkage or bubble formation.**
- **Chemically neutral, non-corrosive and suitable for bonding delicate materials.**
- **Wide service temperature range: –60 °C to +100 °C.**
- **Resistant to UV radiation, cleaning agents and detergents.**
- **Hardness: SHORE A 40.**
- **20–22 linear metres with a 4 mm bead (cartridge).**
  3 linear metres with a 7 mm bead (tube).

Directions for use

- Recommended application temperature: +5 °C to +35 °C.
- Apply the adhesive to clean, degreased surfaces. Use KUDO Universal Degreaser for cleaning.
- For a neat finish, use masking tape and remove it immediately after application.
- Cut off the cartridge seal above the thread, screw on the nozzle, remove the cap and cut the nozzle tip at 45° to obtain the required opening.
- Apply adhesive to the items in beads spaced 5–15 cm apart to allow air access. Apply using a sealant gun.
- Press the item onto the fixing surface and position accurately. Provide temporary support if required. Cures fully through reaction with atmospheric moisture within 3–7 days.
- Skin formation time: at least 20 minutes. Cure rate: 2–3 mm per day (at +23 °C and 50 % relative humidity).
- Clean freshly applied adhesive from affected surfaces with a solvent (acetone or white spirit). Remove cured adhesive mechanically.
- The bonded items can be used at temperatures from –60 °C to +100 °C.

Caution! Do not use on surfaces that may come into contact with food. Not suitable for aquariums. Avoid continuous immersion in water.



Shelf life: 12 months when stored as specified
Cartridge: 310 ml **Tube:** 110 ml

KX-5T	**KXT-5T**
transparent	white
EAN-13: 4606445041965	**EAN-13:** 4606445050448
ITF-14: 14606445041962	**ITF-14:** 14606445050445

KUDO X.6 HT TURBO Hybrid Polymer Adhesive with High Initial Adhesion and Fast Curing



Applications

For rigid, high-strength, permanently elastic bonded joints. Used to fit building and decorative elements (mirrors, window sills, door thresholds, air conditioning and ventilation systems, stair treads, etc.) to concrete, brick, stone, metal, wood and other surfaces, except polyethylene, polypropylene and PTFE.

Resistant to loads and vibration. Thixotropic: does not spread or slump in the joint during application. Non-toxic and non-flammable. Contains no isocyanates, solvents or silicones. No primer required; can be applied to damp surfaces. For interior and exterior use.

Benefits

- **High initial adhesion and fast curing on air- and water-permeable surfaces: the bond withstands high loads 2 hours after application. On smooth, non-porous surfaces, strength develops over 3 days.**
- **No additional mechanical fixings are required when fitting items to vertical surfaces.**
- **Excellent primerless adhesion to most building materials.**
- **Does not form bubbles.**
- **Odourless and environmentally safe.**
- **Chemically neutral and suitable for bonding delicate materials.**
- **Wide service temperature range: –60 °C to +100 °C.**
- **Hardness: SHORE A 65.**
- **20–22 linear metres with a 4 mm bead.**

Directions for use

- Recommended application temperature: +5 °C to +35 °C.
- Apply the adhesive to clean, degreased surfaces. Use KUDO Universal Degreaser for cleaning and degreasing.
- May be applied to damp surfaces, provided there are no water droplets or runs.
- Apply adhesive to the components in strips spaced 5–15 cm apart to allow ventilation.
- Press the item onto the fixing surface as firmly as possible and position accurately.
- Skin formation time: at least 10 minutes. Cure rate: more than 3 mm per day.
- The bond can withstand high loads 2 hours after application.* Maximum bond strength is reached within 3 days (at +23 °C and 50 % relative humidity).
- Clean freshly applied adhesive from affected surfaces and tools with a solvent. Remove cured adhesive mechanically.

Caution! Do not use on surfaces that may come into contact with food. Not suitable for continuous immersion in water.

Shelf life: **12 months when stored as specified**
Cartridge: **310 ml**

KX-6W
white

EAN-13: **4606445049145**
ITF-14: **14606445049142**

Applications

High-quality, fast-curing, two-component epoxy compound for bonding and restoring components made of metal, wood, most plastics, stone, brick, glass, ceramics and other materials. Cures to form a strong, waterproof bond that can be drilled, sanded and painted. The bond resists alkalis and certain acids.



Directions for use (syringe)

- The surface to be repaired must be clean, dry and degreased. Roughen with abrasive paper for better adhesion.
- Remove the syringe from its packaging and take out the plastic spatula between the plungers.
- Cut off the tip and retain it for use as a cap.
- Expel excess air. Dispense equal quantities of the two components. The clear part of the blister pack can be used as a mixing container. After use, retract the plunger, remove adhesive residues and close the syringe.
- Mix thoroughly with the spatula for 2–3 minutes until uniform.
- Apply the mixture to the bonding surfaces and press lightly together. Sets 5 minutes after application. Full bond strength is reached after 24 hours.

Cure time increases at low temperatures. Not recommended for use above 100 °C. Not suitable for bonding polypropylene or polyethylene.

Caution! Do not use this compound to repair kitchen utensils that come into direct contact with food.

Directions for use (tubes)

- The surface to be repaired must be clean, dry and degreased. Roughen with abrasive paper for better adhesion.
- Remove the tubes from their packaging and open by piercing the seals with the reverse side of the caps.
- Dispense equal quantities from each tube. The clear part of the blister pack can be used as a mixing container.
- Mix thoroughly with the spatula for 2–3 minutes until uniform.
- Apply the mixture to the bonding surfaces and press lightly together. Sets 5 minutes after application. Full bond strength is reached after 24 hours.

Cure time increases at low temperatures. Not recommended for use above 100 °C. Not suitable for bonding polypropylene or polyethylene.

Caution! Do not use this compound to repair kitchen utensils that come into direct contact with food.



Shelf life: **24 months when stored as specified**

KBS-750 (6 ml syringe)
transparent
EAN-13: **4606445045093**
ITF-14: **14606445045090**

KBS-760 (25 ml syringe)
transparent
EAN-13: **4606445045109**
ITF-14: **14606445045106**

KBT-770 (20 ml tube)
transparent
EAN-13: **4606445045116**
ITF-14: **14606445045113**

KUDO “Cold Weld” Adhesive



Applications

High-viscosity, two-component polymer compound for fast, strong, leak-tight bonding of metal, glass, ceramics, wood and most plastics. Ideal where welding is impractical or impossible. Easy and economical to use. Applications include repairs to tools, garden equipment, plumbing fixtures, hot and cold water pipes and other household items; automotive repairs; fasteners; broken components; vehicle assemblies and minor bodywork defects; boat hulls; heating radiators, hot and cold water pipes, drains and sanitary fittings.

The cured compound provides a strong, leak-tight bond that withstands substantial static and dynamic loads and can be machined (sanded, drilled and tapped). Resistant to water, antifreeze, oils and other service fluids. Service temperature range of the repaired item: –60 °C to +150 °C (heat-resistant grade: up to +250 °C).

Caution! Do not use this compound to repair kitchen utensils that come into direct contact with food.

Directions for use

- Recommended application temperature: +5 °C to +35 °C; compound temperature: +15…20 °C. May be used at temperatures below zero (down to –10 °C) if the compound has been prepared at the recommended temperature.
- Use an abrasive to remove dirt and rust from the bonding surfaces and roughen them to improve adhesion. Degrease with KUDO Silicone Remover KU-9100. Allow to dry.
- Wear gloves to avoid direct skin contact.
- Cut off the amount required for the repair. To obtain the correct ratio of the adhesive components, cut perpendicular to the axis of the adhesive stick.
- Moisten the gloves with water. Knead thoroughly to a uniform, pliable mass and apply to the repair area. Press the bonding surfaces together with a clamp.
- When rebuilding components, shape and smooth the compound with a damp spatula. The shape can be adjusted for 20 minutes at +20 °C. The working time is shorter at higher temperatures.
- Cure time: 1 hour at a temperature of at least +20 °C. Full strength: 24 hours.
- Wrap the remaining adhesive stick in film and return it to the tube until next use.
- Avoid vibration and impacts while the compound cures, as these may affect bond strength.

Shelf life: **24 months when stored as specified**
Plastic tube: **60 g**

KU-H101
multipurpose

EAN-13: **4606445040869**
ITF-14: **14606445040866**

KU-H102
for steel

EAN-13: **4606445040876**
ITF-14: **14606445040873**

KU-H103
heat-resistant

EAN-13: **4606445040883**
ITF-14: **14606445040880**

KU-H104
for radiators and pipes

EAN-13: **4606445040890**
ITF-14: **14606445040897**

KUDO FUM-GEL
Thread Sealant and Threadlocker

Applications

One-component anaerobic compound for strong locking and sealing of metal threaded joints when installing and repairing heating and water supply systems. Prevents threaded joints from loosening or unscrewing. Protects threads against corrosion. Resistant to antifreeze, petrol and other service fluids.

Benefits

- **Recommended for pipes from 1/2" to 2" in diameter.**
- **Replaces PTFE tape, sealing cord and hemp.**
- **Prevents self-loosening.**
- **Allows the threaded joint to be dismantled with hand tools if required.**
- **Withstands loads. The finished joint can be used at –60 °C to +160 °C (permanent grade: up to +200 °C). Ultimate shear strength: 8 MPa (permanent grade: 15 MPa).**
- **Suitable for drinking water pipes.**

Directions for use

- Recommended application temperature: +5…35 °C; gel temperature: +15…20 °C.
- Before application, clean and degrease the surfaces with KUDO Silicone Remover. Allow to dry.
- Shake the bottle thoroughly before use.
- Spread the compound evenly over the entire male thread. For blind holes, a few drops can also be added directly into the threaded hole.
- Assemble the joint and leave to cure. The compound cures only in contact with metal and in the absence of air.
- Wipe off excess product with a cloth.
- Initial strength is reached after 10–30 minutes (depending on the metal, gap and temperature). Full cure time: 24 hours.
- To make dismantling easier, heat the joint to 200–250 °C with an industrial hot-air gun or a blowtorch.



Shelf life: **24 months when stored as specified**
HDPE bottle: **6 ml**

KU-H211
removable anaerobic

EAN-13: **4606445040906**
ITF-14: **14606445040903**

KU-H212
permanent anaerobic

EAN-13: **4606445040913**
ITF-14: **14606445040910**

KUDO Universal Super Glue — Cyanoacrylate KBT-010, KBT-020, KBT-050

KBT-010

EAN-13: 4606445041996
ITF (blister, 12 pcs): 14606445041993
ITF (carton, 288 pcs): 24606445041990



KUDO Universal Super Glue — Cyanoacrylate KBT-010

Applications

One-component cyanoacrylate adhesive for fast, strong bonding of various materials, including plastics, ceramics, rubber, metal, leather and wood.

Directions for use

- Before first use, screw the cap on tightly.
- Remove dust and dirt from the bonding surfaces and degrease them.
- Apply a small amount of adhesive to one surface, press the parts together and hold firmly for a few seconds.
- Remove excess adhesive.
- Maximum bond strength is reached within 24 hours.

KBT-020

EAN-13: 4606445042016
ITF (blister, 12 pcs): 14606445042013
ITF (carton, 288 pcs): 24606445042010



KUDO Universal Super Glue GEL — Cyanoacrylate KBT-020

Applications

One-component cyanoacrylate adhesive for fast, strong bonding of various materials, including plastics, ceramics, rubber, metal, leather and wood. Its special consistency allows repositioning of the bond.

Directions for use

- Before first use, screw the cap on tightly;
- Remove dust and dirt from the bonding surfaces and degrease them;
- Apply a small amount of adhesive to one surface, press the parts together and hold firmly for a few seconds;
- Remove excess adhesive;
- Maximum bond strength is reached within 24 hours.

KBT-050

EAN-13: 4606445042023
ITF (display box, 20 pcs): 14606445042020
ITF (carton, 240 pcs): 24606445042027



KUDO Universal Super Glue — Cyanoacrylate KBT-050

Applications

KUDO one-component cyanoacrylate adhesive for fast, strong bonding of various materials, including plastics, ceramics, rubber, metal, leather and wood.

Directions for use

- Remove dust and dirt from the bonding surfaces and degrease them.
- Apply a small amount of adhesive to one surface, press the parts together and hold firmly for a few seconds.
- Remove excess adhesive.
- Maximum bond strength is reached within 24 hours.

Shelf life: 24 months when stored as specified
Tube: 3 g **Bottle:** 20 g

DONEWELL FIX'n'DECOR "Liquid Nails"
Frost-Resistant Acrylic Construction Adhesive

Applications

High-quality multipurpose acrylic adhesive for bonding wood, chipboard, fibreboard, EPS, XPS and UPVC to concrete, brick, stone, metal, plastered and wooden surfaces. Ideal for assembling timber structures and bonding plasterboard, OSB, decorative elements, window sills and various types of insulation. Significantly speeds up finishing work and is economical and easy to use. For interior use. Not recommended for bathrooms or shower enclosures.

Solvent-free, non-toxic and non-flammable. Chemically neutral and non-corrosive to metals. Odourless. Easy to apply and clean up. Once fully dry, it can be painted with water-based and synthetic paints.

Benefits

- **Resistant to UV radiation, cleaning agents and detergents.**
- **Excellent adhesion to concrete, brick, stone, plasterboard, wood, PVC and other building materials.**
- **High strength and moisture resistance.**
- **Chemically neutral.**
- **Wide service temperature range: –60 °C to +80 °C.**

Directions for use

- Recommended application temperature: +5 °C to +35 °C.
- Apply to dry, clean, degreased surfaces. At least one substrate must be porous. Slight surface dampness is acceptable on porous materials.
- Cut off the cartridge seal above the thread, screw on the nozzle, remove the cap and cut the nozzle tip at 45° to obtain the required opening.
- Apply using a sealant gun.
- Apply the adhesive in beads or dots spaced 10–20 cm apart.
- Apply adhesive to one surface, bring the surfaces together and press firmly.
- If the item is incorrectly positioned, slide it into place without separating the bonded surfaces.
- Do not leave the adhesive cartridge open for more than 20 min. Dry to touch in 1 hour; repositionable for 30 minutes; full strength is reached after 48 hours at 23 °C and 50 % relative humidity.
- Remove excess uncured adhesive with a damp cloth. Clean tools with water and hands with soap and water.
- Remove cured adhesive mechanically.

Caution! Do not use for joints permanently immersed in water. Do not apply at ambient temperatures below +5 °C or in high humidity (>70 %).



Shelf life: 24 months when stored as specified
Cartridge: 310 ml **Tube:** 85 ml

DBK-301
white

EAN-13: 4606445044157
ITF 12 pcs: 14606445044154
ITF 20 pcs: 24606445044151

DBT-301
white

EAN-13: 4606445044638
ITF-14: 14606445044635

Adhesive Selection Guide for Different Applications



Product code	KX-1W	KX-2W	KX-3W	KX-4W	KX-5T	KBK-300	KBK-301	KBK-405	KBK-400	KBK-410
Product name	KUDO HANDLEALL Elastic adhesive based on XPP®tech hybrid polymers	KUDO HANDLEALL Multipurpose adhesive based on XPP®tech hybrid polymers	KUDO HANDLEALL High initial tack multipurpose adhesive based on XPP®tech hybrid polymers	KUDO HANDLEALL Fast-curing multipurpose adhesive based on XPP®tech hybrid polymers	KUDO HANDLEALL Clear adhesive based on XPP®tech hybrid polymers	KUDO Multipurpose Acrylic Repair and Assembly Adhesive "Invisible Joint"	KUDO Multipurpose Acrylic Construction Adhesive "Liquid Nails"	KUDO High-Strength Multipurpose Rubber-Based Construction Adhesive "Liquid Nails"	KUDO Quick-Grab Multipurpose Rubber-Based Construction Adhesive "Liquid Nails"	KUDO Multipurpose Rubber-Based Construction Adhesive for Mirrors "Liquid Nails"
Benefits	Multipurpose, strong bond, highly elastic, odourless	Multipurpose, strong bond, elastic, odourless	Multipurpose, strong and very fast bond, odourless	Multipurpose, rapidly develops structural strength, odourless	Multipurpose, strong bond, transparent, odourless	Odourless	Odourless	Strong bond	Fast bond	Suitable for mirrors
Technical data										
Base	Hybrid polymer	Hybrid polymer	Hybrid polymer	Hybrid polymer	Hybrid polymer	Acrylic	Acrylic	Rubber	Rubber	Rubber
Application temperature	+5 °C … +35 °C	+5 °C … +35 °C	+5 °C … +35 °C	+5 °C … +35 °C	+5 °C … +35 °C	+5 °C … +40 °C	+5 °C … +40 °C	–20 °C … +38 °C	–20 °C … +38 °C	–20 °C … +38 °C
Service temperature	–60 °C … +100 °C	–60 °C … +100 °C	–60 °C … +100 °C	–60 °C … +100 °C	–60 °C … +100 °C	–60 °C … +80 °C	–60 °C … +80 °C	–30 °C … +60 °C	–30 °C … +60 °C	–30 °C … +60 °C
Colour	white	white	white	white	Clear	Clear	white	Beige	Beige	Beige
Pack size	280 ml	280 ml	280 ml	280 ml	280 ml	280 ml, 200 ml	280 ml, 200 ml	300 ml, 85 g	300 ml, 85 g	300 ml
Elasticity	+++	++	++	++	++	+–	+–	+	+	+
Application conditions										
Interior use	recommended	recommended	recommended	recommended	recommended	recommended	recommended	recommended	recommended	recommended
Exterior use	recommended	recommended	recommended	recommended	recommended	—	—	recommended	recommended	recommended
Damp areas	recommended	recommended	recommended	recommended	recommended	—	—	suitable	suitable	suitable
Movement joints	recommended	recommended	suitable	suitable	recommended	suitable	suitable	suitable	suitable	suitable
Substrate suitability										
Non-porous/porous	recommended	recommended	recommended	recommended	recommended	suitable	suitable	recommended	suitable	recommended
Non-porous/non-porous	recommended	recommended	recommended	recommended	recommended	—	—	suitable	suitable	suitable
Porous/porous	recommended	recommended	recommended	recommended	recommended	recommended	recommended	recommended	recommended	recommended
Wood	recommended	recommended	recommended	recommended	recommended	recommended	recommended	suitable	suitable	suitable
Polystyrene	recommended	recommended	recommended	recommended	recommended	suitable	suitable	—	—	—
Metal	recommended	recommended	recommended	recommended	recommended	suitable	suitable	recommended	recommended	recommended
Glass	recommended	recommended	recommended	recommended	recommended	—	—	recommended	recommended	recommended
Mirrors	recommended	recommended	recommended	recommended	recommended	—	—	—	—	recommended
PVC	recommended	recommended	recommended	recommended	recommended	suitable	suitable	suitable	suitable	suitable
Ceramics	recommended	recommended	recommended	recommended	recommended	suitable	suitable	recommended	recommended	recommended
Natural stone	suitable*	suitable*	suitable*	suitable*	suitable*	suitable	suitable	suitable	suitable	suitable
Do not use for	Underwater joints	Underwater joints	Underwater joints	Underwater joints	Underwater joints	Permanent water contact	Permanent water contact	Solvent-sensitive materials	Solvent-sensitive materials	Solvent-sensitive materials

** May leave marks on stone during application.*

Applications

Ready-to-use, one-component waterproofing membrane based on an acrylic dispersion with antifungal additives. For waterproofing walls and floors before tiling. Forms a strong, elastic waterproof barrier. Suitable for areas with high humidity, including bathrooms, showers, toilets, kitchens, bathhouses, spa areas and balconies.

The blue colour helps monitor coverage and application thickness. Once dry, it forms a waterproof coating 0.8–1 mm thick. For interior and exterior use.

Benefits

- **High adhesion to most building materials: concrete, cement-sand renders, gypsum boards and blocks, dry screeds, gypsum plasters, brickwork, plasterboard, construction plywood, wood and others.**
- **Forms a strong, elastic coating when dry.**
- **Compatible with underfloor heating systems.**
- **Intercoat drying time: at least 4 hours (at +23 °C and 50 % relative humidity).**
- **Service temperature range: –30 °C to +70 °C.**
- **Allow the material to dry completely before tiling, for at least 8 hours.**

Directions for use

- SURFACE PREPARATION: apply to clean, dry, degreased surfaces with a brush or roller. For better adhesion, pretreat with a moisture-barrier primer. Fill cracks and joints; level irregularities greater than 5 mm. No water droplets may be present.

Caution! Do not use in areas in direct contact with water (wells, swimming pools or fountains). Do not apply in high humidity (>70 %).

The compound is ready to use. Do not dilute with water, as this may cause sagging, loss of adhesion and cracking.

- APPLICATION: recommended ambient temperature: +5 °C to +35 °C; compound temperature: +20 °C…25 °C. Apply at least 2 thin coats at right angles to each other. Each coat must be no more than 0.5 mm thick. Subsequently fix tiles with a solvent-free adhesive. Keep the container tightly sealed during breaks in work.
- CLEANING TOOLS AND SURFACES: clean tools and contaminated surfaces with water immediately after use. Remove hardened material mechanically.
- COVERAGE: 0.7 kg/m^2 at a coating thickness of 0.5 mm.



Shelf life: **24 months when stored as specified**
Bucket: **1.2 kg / 2.5 kg / 4 kg / 7 kg / 14 kg**

KIB-345.0		KIB-345.1		KIB-345.2		KIB-345.3		KIB-345.4	
EAN-13:	4606445050110	EAN-13:	4606445050127	EAN-13:	4606445050134	EAN-13:	4606445050141	EAN-13:	4606445050158

KUDO Structural Adhesive Sealant Based on Hybrid Polymers



Applications

One-component high-modulus adhesive sealant for elastic, high-strength sealing and bonding joints. Used to install window sills, door thresholds, air-conditioning and ventilation systems, stair treads and other building components made from various materials on concrete, brick, stone, metal, wood and other substrates. Excellent adhesion to most building materials: brick, concrete, glass, plasterboard, polyurethane, various plastics (except polyethylene, polypropylene and PTFE), enamel, ceramics, steel, copper, zinc, lead, aluminium and wood. No primer required. For interior and exterior use. Provides a permanently elastic, high-strength, durable joint; remains elastic throughout its service life; withstands loads and vibration. Designed for bonding and sealing joints with movement up to 10 %; ideal for joining materials with different thermal expansion rates. Resistant to weathering and temperature changes. Homogeneous; does not shrink or form bubbles. Thixotropic; does not run or slump. Chemically neutral; does not react with the bonded materials or corrode metals, and is suitable for bonding delicate materials. Odourless, environmentally safe, non-toxic and non-flammable; free from isocyanates and solvents. Once cured, it can be painted with water-based and synthetic paints (test solvent-based paints before use).

Benefits

- **Hardness: SHORE A 50.**
- **Permanent elasticity and movement capability.**
- **Wide service temperature range: –60 °C to +100 °C.**
- **No shrinkage or bubble formation.**
- **Excellent primerless adhesion to most building materials.**
- **Chemically neutral and non-corrosive.**
- **Resistant to UV radiation, cleaning agents and detergents.**
- **20–22 linear metres with a 4 mm bead.**

Directions for use

- Recommended application temperature: +5 °C to +35 °C.
- Apply the adhesive sealant to clean, degreased surfaces. KUDO Universal Degreaser is recommended for cleaning.
- For a neat finish, use masking tape and remove it immediately after application.
- Cut off the cartridge seal above the thread, screw on the nozzle, remove the cap and cut the nozzle tip at 45° to obtain the required opening.
- Apply with a sealant gun in a continuous bead.
- Smooth the joint with a spatula moistened with soapy water.
- Skin formation time: at least 20 minutes; sealant cure rate: 2–3 mm per day (at +23 °C and 50 % relative humidity).
- Clean freshly applied adhesive from affected surfaces with a solvent (acetone or white spirit). Remove cured adhesive mechanically.
- The bonded items can be used at temperatures from –60 °C to +100 °C.

Caution! Do not use on surfaces that may come into contact with food. Not suitable for continuous immersion in water.

Shelf life: **12 months when stored as specified**
Cartridge: **310 ml**

KBK-521
white

EAN-13: **4606445041064**
ITF-14: **14606445041061**

KUDO Joint Adhesive Sealant
Based on Hybrid Polymers

Applications

For interior and exterior use. Forms reliable sealing and bonding joints that perform in various environments and withstand vibration. Used to install and seal window sills, door thresholds, decorative panels, stair treads and other building components made from various materials on concrete, brick, stone, metal, wood and other substrates. Excellent adhesion to most building materials, including stone, concrete, glass, ceramics, aluminium, metals, alloys, stainless steel, plasterboard, PVC, rigid plastics (except PE, PP and PTFE) and wood. Provides a permanently elastic, strong, durable joint without priming. Homogeneous and thixotropic; does not run or slump and remains elastic throughout its service life. Once cured, it can be painted with water-based and synthetic paints (test solvent-based paints before use).

Benefits

- **No shrinkage or bubble formation.**
- **Resistant to UV radiation, cleaning agents and detergents.**
- **Excellent adhesion without priming to most building materials: concrete, brick, stone, glass, metals, plasterboard, wood, PVC and others.**
- **Chemically neutral and non-corrosive.**
- **Highly elastic, with movement capability of at least 20 %.**
- **Wide service temperature range: –60 °C to +100 °C.**

Directions for use

- Recommended application temperature: +5 °C to +35 °C.
- Apply the adhesive sealant to clean, degreased surfaces. KUDO Universal Degreaser is recommended for cleaning.
- For a neat finish, use masking tape and remove it immediately after applying the sealant.
- Apply using a sealant gun.
- Extrude a continuous bead of sealant. Tool the joint with a spatula or finger moistened with soapy water. Once cured, the sealant can be painted with most paints and coatings.
- Remove uncured sealant from contaminated areas with a solvent (acetone or white spirit) immediately after application, before it cures.
- Remove cured adhesive sealant mechanically.
- The bonded items can be used at temperatures from –60 °C to +100 °C.

Caution! Do not use on surfaces that may come into contact with food. Not suitable for continuous immersion in water.



Shelf life: 12 months when stored as specified
Cartridge: 310 ml **Foil pack:** 600 ml

KBP-522	KBP-523	KBK-523	KBP-524	KBK-524
black	grey	grey	white	white
EAN-13: 4606445044645	EAN-13: 4606445021950	EAN-13: 4606445043693	EAN-13: 4606445015485	EAN-13: 4606445041545
ITF-14: 14606445044642	ITF-14: 14606445021957	ITF-14: 14606445043690	ITF-14: 14606445015482	ITF-14: 14606445041542

KUDO Anti-Corrosion Adhesive Sealant for Aluminium Structures



Applications

Protects the cut edges of aluminium profiles against corrosion. Used in the manufacture of aluminium windows, doors and roller assemblies to seal end cuts and joints, including various connections and acute-angle joints. Effectively prevents corrosion and moisture penetration beneath paint coatings.

Excellent adhesion to aluminium, rubber, various plastics (except polyethylene, polypropylene and PTFE) and other building materials. Highly elastic and resistant to UV radiation and weathering; ideal for joining materials with different thermal expansion rates.

Chemically neutral; does not react with the bonded materials or corrode metals, and is suitable for bonding delicate materials. Odourless, environmentally safe, non-toxic and non-flammable; free from isocyanates and solvents.

Benefits

- **Hardness: SHORE A 25.**
- **High elasticity and movement capability of at least 25 % (ISO 9047).**
- **Wide service temperature range: –60 °C to +100 °C.**
- **Excellent primerless adhesion to most building materials.**
- **Chemically neutral and non-corrosive.**
- **UV-resistant.**
- **20–22 linear metres with a 4 mm bead.**

Directions for use

- Recommended application temperature: +5 °C to +35 °C.
- Apply the adhesive sealant to clean, degreased surfaces. KUDO Universal Degreaser is recommended for cleaning.
- For a neat finish, use masking tape and remove it immediately after application.
- Cut off the cartridge seal above the thread, screw on the nozzle, remove the cap and cut the nozzle tip at 45° to obtain the required opening.
- Apply with a sealant gun in a continuous bead.
- Smooth the joint with a spatula moistened with soapy water.
- Skin formation time: at least 20 minutes; sealant cure rate: approximately 3.5 mm per day (at +23 °C and 50 % relative humidity).
- Clean surfaces contaminated with freshly applied adhesive sealant using KUDO Sealant Remover. Remove cured material mechanically.
- The bonded items can be used at temperatures from –60 °C to +100 °C.

Caution! Do not use on surfaces that may come into contact with food. Not suitable for continuous immersion in water.

Shelf life: **12 months when stored as specified**
Cartridge: **310 ml**

KBK-552
black

EAN-13: **4606445052763**
ITF-14: **14606445052760**

KUDO Low-Modulus Joint Sealant Based on Hybrid Polymers

Applications

One-component sealant for elastic, high-strength sealing and bonding joints subject to vibration and movement. Used in industrial and civil construction and repair to seal and fill vertical and inclined movement and expansion joints, façade and roof joints, and cracks in building panels and roof structures. Meets ISO 11600, type F, class 25 LM. Excellent adhesion to most building materials, including stone, concrete, brick, glass, ceramics, aluminium, metals, alloys, stainless steel, plasterboard, PVC, rigid plastics (except PE, PP and PTFE) and wood. No primer required. For interior and exterior use. Provides a permanently elastic, high-strength, durable joint; remains elastic throughout its service life and is ideal for joining materials with different thermal expansion rates. Resistant to weathering and temperature changes. Homogeneous and thixotropic; does not run or slump. Once cured, it can be painted with water-based and synthetic paints (test solvent-based paints before use). Chemically neutral; does not react with the bonded materials or corrode metals, and is suitable for bonding delicate materials. Odourless, environmentally safe, non-toxic and non-flammable; free from isocyanates and solvents.

Benefits

- **Hardness: SHORE A 25±5.**
- **High elasticity and movement capability.**
- **Wide service temperature range: –60 °C to +100 °C.**
- **No shrinkage or bubble formation.**
- **Excellent adhesion without priming to most building materials: concrete, brick, stone, glass, metals, plasterboard, wood, PVC and others.**
- **Chemically neutral and non-corrosive.**
- **UV-resistant.**
- **Covers 7.6 linear metres with a 10 mm bead diameter.**

Directions for use

- Recommended application temperature: +5 °C to +35 °C.
- Apply the sealant to clean, degreased surfaces. KUDO Universal Degreaser is recommended for cleaning and degreasing.
- For a neat finish, use masking tape and remove it immediately after applying the sealant.
- Apply with a sealant gun.
- Prepare the gun: fully retract the plunger rod, unscrew the retaining nut and nozzle, and insert the foil pack into the barrel. Carefully cut off the exposed end of the pack. Close the gun by securing the nozzle and retaining nut, ensuring that the cut end of the pack fits inside the nozzle. Cut the nozzle tip at 45° to obtain the required opening.
- Apply a continuous bead without gaps, excess build-up or voids.
- Smooth the joint with a spatula moistened with soapy water.
- Skin formation time: at least 30 minutes; sealant cure rate: 2–3 mm per day (at +23 °C and 50 % relative humidity).
- Clean surfaces contaminated with freshly applied sealant using a solvent (white spirit or acetone). Remove cured sealant mechanically.

Caution! Do not use on surfaces that may come into contact with food. Not suitable for continuous immersion in water.



Shelf life: **12 months when stored as specified**
Foil pack: **600 ml**

KBP-541	**KBP-543**
white	grey
EAN-13: **4606445024883**	**EAN-13:** **4606445041613**
ITF-14: **14606445024880**	**ITF-14:** **14606445041610**

KUDO PROFF PU 40
One-Component Polyurethane Construction Joint Sealant



Applications

High-quality polyurethane construction joint sealant for interior and exterior use. One-component, moisture-curing. Suitable for bonding various building materials and sealing joints. Forms reliable sealing and bonding joints that perform in various environments and withstand vibration and movement. Used in industrial and civil construction and repair to seal and fill vertical and inclined movement and expansion joints, façade and roof joints, and cracks in building panels and roof structures. Suitable for timber house construction.

Benefits

- **Hardness: SHORE A 35±7.**
- **High adhesion to most building materials, including anodised aluminium, glass, wood, concrete, stone and clay roof tiles.**
- **Thixotropic: does not run or sag in the joint.**
- **Can be overpainted after curing with water-based and synthetic paints. Carry out a compatibility test before using solvent-based paints.**
- **Remains elastic throughout its service life.**
- **Resists weathering and temperature fluctuations.**
- **Wide service temperature range: –40 °C to +50 °C.**
- **Not suitable for continuous immersion in water.**

Directions for use

- Recommended application temperature: +5 °C to +40 °C. In cold weather, condition the adhesive sealant at +20 °C before use.
- Apply to clean, degreased surfaces. Sand if necessary, then clean again.
- For a neat finish, use masking tape and remove it immediately after applying the sealant.
- Apply with a sealant gun.
- Prepare the gun: fully retract the plunger rod, unscrew the retaining nut and nozzle, and insert the foil pack into the barrel. Carefully cut off the exposed end of the pack. Close the gun by securing the nozzle and retaining nut, ensuring that the cut end of the pack fits inside the nozzle.
- Cut the nozzle tip at 45° to obtain the required dispensing opening.
- Apply a continuous bead without gaps, excess build-up or voids.
- Smooth the joint with a spatula.
- Skin formation time: no more than 60 minutes; sealant cure rate: 2.5–5.0 mm per day (at +23 °C and 50 % relative humidity).
- Remove uncured sealant from contaminated areas with a solvent (acetone or white spirit) immediately after application, before it cures.
- Clean tools with acetone or white spirit.
- Remove cured sealant mechanically.

Caution! Do not use on surfaces that may come into contact with food!

Shelf life: **9 months when stored as specified**
Foil pack: **600 ml**

KSP-451		**KSP-452**		**KSP-453**		**KSP-454**		**KSP-458**	
Traffic white	RAL 9016	Graphite black	RAL 9011	Signal grey	RAL 7004	Stone grey	RAL 7030	Chocolate brown	RAL 8017
EAN-13:	**4606445021080**	**EAN-13:**	**4606445055238**	**EAN-13:**	**4606445020786**	**EAN-13:**	**4606445054569**	**EAN-13:**	**4606445055245**
ITF-14:	**24606445021084**	**ITF-14:**	**14606445055235**	**ITF-14:**	**24606445020780**	**ITF-14:**	**14606445054566**	**ITF-14:**	**14606445055242**

KUDO PROFF PU 25
One-Component Polyurethane Construction Joint Sealant

Applications

High-quality polyurethane construction joint sealant for interior and exterior use. One-component, moisture-curing. Forms reliable sealing joints that perform in various environments and withstand vibration and movement. Suitable for timber house construction. Meets ISO 11600, type F, class 25 LM.

Benefits

- **Hardness: SHORE A 25±5.**
- **Excellent adhesion to most building materials, including wood, anodised aluminium, concrete, stone and clay roof tiles.**
- **Forms a permanently elastic, durable joint.**
- **No primer required.**
- **Thixotropic: does not run or sag in the joint.**
- **Remains elastic throughout its service life.**
- **Can be overpainted after curing with water-based and synthetic paints. Carry out a compatibility test before using solvent-based paints.**
- **Resists weathering and temperature fluctuations.**
- **Wide service temperature range: –40 °C to +80 °C.**

Directions for use

- Recommended application temperature: +5 °C to +35 °C. In cold weather, condition the sealant at +20 °C before use.
- Apply the sealant to clean, degreased surfaces. KUDO Universal Degreaser is recommended for cleaning. Sand if necessary, then clean again.
- For a neat finish, use masking tape and remove it immediately after applying the sealant.
- Apply with a sealant gun.
- Prepare the gun: fully retract the plunger rod, unscrew the retaining nut and nozzle, and insert the foil pack into the barrel. Carefully cut off the exposed end of the pack. Close the gun by securing the nozzle and retaining nut, ensuring that the cut end of the pack fits inside the nozzle. Cut the nozzle tip at 45° to obtain the required opening.
- Apply a continuous bead without gaps, excess build-up or voids.
- Smooth the joint with a spatula moistened with soapy water.
- Sealant cure rate: 2–3 mm per day (at +23 °C and 50 % relative humidity). Use the sealant within 24 hours of opening the foil pack; otherwise it may cure inside the pack.

Caution! Do not use on surfaces that may come into contact with food!



Shelf life: **12 months when stored as specified**
Foil pack: **600 ml**

KSP-461		**KSP-463**	
white		grey	
EAN-13:	**4606445041781**	**EAN-13:**	**4606445041774**
ITF-14:	**24606445041785**	**ITF-14:**	**24606445041778**

KUDO Interior Acrylic Vapour-Barrier Joint Sealant



Applications

High-quality, vapour-permeable acrylic sealant for the inner layer of installation joints where window units (including balcony windows), door units, entrance assemblies and glazed façade structures meet wall openings in heated residential, commercial and industrial buildings.

For sealing the inner layer of installation joints in window, balcony and glazed façade structures, as well as gaps between walls, ceilings, skirting boards, window sills, timber and metal window frames, concrete and brickwork. Ideal for repairing and concealing defects, including joints, cracks, gaps and voids in timber, brick and concrete walls. For interior use. Not suitable for continuous immersion in water. Do not apply during rain or snow, or in high humidity (>70 %).

Benefits

- **Excellent adhesion to concrete, brick, stone, plasterboard, wood, PVC and other building materials.**
- **Solvent-free.**
- **Chemically neutral; does not corrode metals.**
- **Odourless.**
- **Easy to apply and clean up.**
- **Once fully dry, it can be painted with water-based and synthetic paints (test solvent-based paints before use).**
- **Consumption: 150 g per linear metre for a joint cross-section of 20 mm × 5 mm.**
- **Resistant to mould and fungi.**
- **UV-resistant.**

Directions for use

- Recommended application temperature: +5 °C to +35 °C. Recommended sealant temperature: +20…+25 °C. Application is permitted at temperatures down to −20 °C.
- The sealant is ready to use. Do not dilute with water: this may alter its properties, reducing adhesion and thixotropy and causing cracking. Keep the container tightly sealed during breaks in work.
- Remove dirt, dust, loose cement residues, previously applied sealing materials and similar contaminants from the substrate. Degrease the surface. In winter, remove ice and frost. The sealant can be applied to dry or damp surfaces, but no water droplets may be present.
- Apply and smooth the sealant with a spatula. Protect the exposed edges of the structure with masking tape to prevent contamination; remove it immediately after tooling. Apply the sealant 4.5–5 mm thick. The contact width between the sealant and the opening and frame surfaces must be at least 3 mm on each side.
- Clean tools with water, adding a cleaning agent if necessary.
- Remove excess uncured sealant with a damp cloth.
- Remove cured sealant mechanically.
- Service temperature range: −30 °C to +70 °C.

Shelf life: 24 months when stored as specified
Cartridge: 310 ml **Foil pack:** 600 ml **Bucket:** 3 kg, 7 kg

SMK-311
white
EAN-13: 4606445048537
ITF14: 14606445048534

SMP-311
white
EAN-13: 4606445043709
ITF14: 14606445043706

SMB-311
white
EAN-13: 4606445055672

SMS-311
white
EAN-13: 4606445042191

KUDO Exterior Acrylic Vapour-Permeable Joint Sealant

Applications

High-quality, vapour-permeable acrylic sealant for the outer layer of installation joints where window units (including balcony windows), door units, entrance assemblies and glazed façade structures meet wall openings in heated residential, commercial and industrial buildings. Permissible joint movement: no more than 15 %.

For sealing the outer layer of installation joints in window, balcony and glazed façade structures, as well as gaps between walls, ceilings, skirting boards, window sills, timber and metal window frames, concrete and brickwork. Ideal for repairing and concealing defects, including joints, cracks, gaps and voids in timber, brick and concrete walls. For exterior use. Not suitable for continuous immersion in water. Do not apply during rain or snow, or in high humidity (>70 %).

Benefits

- **Excellent adhesion to concrete, brick, stone, wood, PVC and other building materials.**
- **High elasticity and movement capability.**
- **Solvent-free.**
- **Chemically neutral and odourless.**
- **Easy to apply and clean up.**
- **Consumption: 140 g per linear metre for a joint cross-section of 20 mm × 5 mm.**
- **Resistant to mould and fungi.**
- **UV-resistant.**

Directions for use

- Recommended application temperature: +5 °C to +35 °C. Recommended sealant temperature: +20…+25 °C. Application is permitted at temperatures down to −20 °C.
- The sealant is ready to use. Do not dilute with water, as this may cause sagging, loss of adhesion and cracking. Foam surfaces and concrete panels at the joint must be free from cracks, cavities and chips. Repair defects larger than 6 mm. Apply the sealant no earlier than 24 hours after applying the foam.
- Remove dirt, dust, loose cement residues, previously applied sealing materials and similar contaminants from the substrate. Degrease the surfaces adjoining the foam. In winter, remove ice and frost. The sealant can be applied to dry or damp surfaces, but no water droplets may be present.
- Apply and smooth the sealant with a spatula. Protect the exposed edges of the structure with masking tape to prevent contamination; remove it immediately after tooling. Apply the sealant 4.5–5 mm thick. The contact width between the sealant and the opening and frame surfaces must be at least 3 mm on each side. Keep the container tightly sealed during breaks in work.
- Clean tools with water, adding a cleaning agent if necessary.
- Remove excess uncured sealant with a damp cloth.
- Remove cured sealant mechanically.
- Service temperature range: −30 °C to +70 °C.



Shelf life: 18 months when stored as specified
Cartridge: 310 ml **Foil pack:** 600 ml **Bucket:** 3 kg, 7 kg

SMK-351
white
EAN-13: 4606445048544
ITF14: 14606445048541

SMP-351
white
EAN-13: 4606445043716
ITF14: 14606445043713

SMB-351
white
EAN-13: 4606445055665

SMS-351
white
EAN-13: 4606445042221

SMS-353
grey
EAN-13: 4606445044652

KUDO Acrylic Joint Sealant for Timber Houses



Applications

High-quality, one-component elastic acrylic sealant for long-lasting sealing of joints between logs and timber courses, end-grain cuts, and cracks in logs and beams. For sealing junctions between timber structures and foundations or roofing elements, installation gaps around timber windows and doors, and other building joints with movement no greater than 12.5 %. For exterior and interior use.

Forms a strong, durable joint that does not crack, crumble, fade or attract dust. Resistant to UV radiation, mould, fungi and weathering. Solvent-free. Once fully dry, it can be painted with water-based and synthetic paints.

Benefits

- **Excellent adhesion to wood, concrete, brick, stone, plasterboard and other building materials.**
- **Chemically neutral and non-corrosive.**
- **Protects against moisture and cold ingress.**
- **Expected service life: at least 10 years.**
- **Wide service temperature range: –30 °C to +70 °C.**
- **Covers 7.6 linear metres with a 10 mm bead diameter.**

Directions for use

- Recommended application temperature, including substrate temperature: +5 °C to +35 °C. Sealant temperature: +20 °C…+25 °C.
- The compound is ready to use. Do not dilute with water! This may cause sagging, loss of adhesion and cracking.
- Apply to clean, dry, degreased surfaces.
- Prepare the gun: fully retract the plunger rod, unscrew the retaining nut and nozzle, and insert the foil pack into the barrel. Cut off the exposed end of the pack. Close the gun by securing the nozzle and retaining nut, ensuring that the cut end of the pack fits inside the nozzle.
- Recommended sealant thickness in the joint: 4.5–5 mm.
- For joints wider than 7 mm, insert a closed-cell polyethylene foam backing rod to prevent three-sided adhesion. Select a rod diameter that leaves a sealant depth of at least 1/3 of the joint width.
- The contact width between the sealant and the joint sides must be at least 3 mm on each side.
- After application, smooth the sealant with a damp spatula.
- Protect the applied sealant from precipitation until a skin forms.
- Remove excess freshly applied sealant with a damp cloth and clean tools with water. Remove dried material mechanically.
- Drying time for a 2 mm sealant layer: 48 hours (at +23 °C and 50 % relative humidity).
- Use paints and varnishes with film elasticity comparable to that of the sealant. Varnishing coloured sealant will make its colour more intense.

Before applying to timber treated with protective or decorative coatings, carry out a compatibility test: apply at least 2 linear metres of sealant, leave for 4 days, then check compatibility with the coating.

In hot weather with low humidity, the sealant dries quickly on hot, dry surfaces, which adversely affects adhesion. In these conditions, lightly mist the surface with water without forming droplets.

Do not use for permanently submerged joints.

Do not apply at ambient temperatures below +5 °C or in high humidity (>70 %).

Shelf life: 24 months when stored as specified
Foil pack: 600 ml

KSP-360 grey beige	**KSP-361** white	**KSP-362** grey	**KSP-363** oak	**KSP-364** beech
EAN-13: 4606445055559 **ITF-14:** 14606445055556	**EAN-13:** 4606445055573 **ITF-14:** 14606445055570	**EAN-13:** 4606445055580 **ITF-14:** 14606445055587	**EAN-13:** 4606445055597 **ITF-14:** 14606445055594	**EAN-13:** 4606445055603 **ITF-14:** 14606445055600
KSP-365 pine	**KSP-366** light pine	**KSP-367** honey pine	**KSP-368** dark walnut	**KSP-369** mahogany
EAN-13: 4606445055610 **ITF-14:** 14606445055617	**EAN-13:** 4606445055627 **ITF-14:** 14606445055624	**EAN-13:** 4606445055634 **ITF-14:** 14606445055631	**EAN-13:** 4606445055641 **ITF-14:** 14606445055648	**EAN-13:** 4606445055689 **ITF-14:** 14606445055686

Applications

For sealing seams and joints around reveals, frames and window sills when installing PVC and timber window and door units. High adhesion to various building materials: concrete, wood, plaster, tiles, plasterboard, glass, aluminium, metals and PVC. Cures to form a durable, water-resistant joint that does not fade or attract dust. Resistant to mould, most cleaning agents and detergents, UV radiation, weathering and temperature changes. Thixotropic; does not run or slump. Resists ageing and remains elastic for a long time. The dried sealant film has a glossy surface.

Solvent-free and environmentally safe. Paintable.

Benefits

- **For interior and exterior use.**
- **Resistant to UV radiation, mould, cleaning agents and detergents.**
- **Plastoelastic.**
- **Wide service temperature range: –40 °C to +70 °C.**
- **Drying time: 2 hours at 20±2 °C and 60±5 % relative humidity for a 1 mm layer. Full strength is reached after 48 hours.**
- **20–22 linear metres with a 4 mm bead.**

Directions for use

- Apply at temperatures of at least +7 °C and relative humidity no higher than 80 %. Sealant temperature: +20…25 °C.
- Apply the sealant to clean, degreased surfaces. KUDO Universal Degreaser is recommended for cleaning.
- For a neat finish, protect adjacent surfaces with masking tape.
- Cut off the cartridge seal above the thread, screw on the nozzle, remove the cap and cut the nozzle tip at 45° to match the joint width.
- Apply using a sealant gun.
- After application, smooth the sealant with a spatula before a skin forms.
- Remove the masking tape immediately after tooling.
- Protect the sealant from contact with water for at least 6 hours after application.
- Clean tools and contaminated surfaces with water immediately after use.
- Remove cured sealant mechanically.

Do not use on surfaces in contact with drinking water or food. Do not use for permanently submerged joints (swimming pools or aquariums).



Shelf life: **24 months when stored as specified**
Cartridge: **310 ml**

SMS-291
white

EAN-13: **4606445042788**
ITF-14: **14606445042785**

KUDO Siliconised Sealant for PVC Structures



Applications

For sealing fabrication holes in PVC window and door assemblies, and seams and joints around reveals, frames and window sills. Used when installing PVC and timber window and door units.

High adhesion to various building materials: wood, glass, metal, PVC, concrete and plaster.

Dries to form a durable joint that does not fade or attract dust and resists mould. Resists ageing and remains elastic for a long time. The dried sealant film has a glossy surface. Solvent-free and environmentally safe.

Benefits

- **For interior and exterior use.**
- **Suitable for vertical and horizontal surfaces.**
- **Resistant to UV radiation, mould, cleaning agents and detergents.**
- **Wide service temperature range: –30 °C to +70 °C.**
- **20–22 linear metres with a 4 mm bead.**

Directions for use

- Recommended application temperature: +5 °C to +35 °C, with relative humidity no higher than 70 %. Sealant temperature: +20…25 °C.
- Apply the sealant to clean, degreased surfaces. KUDO Universal Degreaser is recommended for cleaning.
- After application, smooth the sealant with a spatula before a skin forms.
- Protect the sealant from contact with water for at least 6 hours after application.
- Remove excess uncured sealant with a damp cloth or mechanically.

Not suitable for continuous immersion in water. Do not apply during rain or snow, or in high humidity (>70 %).

Shelf life: **24 months when stored as specified**
Cartridge: **310 ml**

KSK-281
white

EAN-13: **4606445052459**
ITF-14: **14606445052456**

Applications

High-quality neutral-cure sealant with excellent adhesion to porous and non-porous surfaces: walls, brick, concrete, wood, metals including powder-coated aluminium, glass, glazed surfaces, PVC, acrylic and other plastics. Non-corrosive to metals. Suitable for alkaline substrates such as concrete, lime mortar and fibre cement.

For sealing in construction and fabrication, forming high-movement connection joints between various building materials, and sealing joints in treated timber, metal, PVC profiles and glass, ventilation ducts and sanitary installations.

Benefits

- **Excellent adhesion to enamelled surfaces, glass, non-ferrous metals, concrete, wood, PVC, porcelain and other building materials.**
- **Chemically neutral; does not corrode concrete, natural stone or metals.**
- **Rapid skin formation.**
- **Resistant to most cleaning agents and detergents.**
- **Resistant to UV radiation, weathering, temperature fluctuations and virtually all aggressive environments.**
- **Thixotropic: does not run or sag in the joint.**
- **Wide service temperature range: –40 °C to +120 °C.**
- **Highly elastic.**

Directions for use

- Recommended application temperature: +5 °C to +40 °C. Sealant temperature: +20…25 °C.
- Apply to clean, dry, degreased surfaces.
- For a neat finish, protect adjacent surfaces with masking tape.
- Apply using a sealant gun.
- Smooth the sealant with a wet spatula. Remove masking tape immediately after tooling.
- Clean tools and contaminated surfaces with a solvent (acetone or white spirit) before the sealant cures.
- Remove cured sealant mechanically.

Do not use for sealing aquariums or underwater joints. Do not paint!



Shelf life: 24 months when stored as specified
Cartridge: 310 ml **Foil pack:** 600 ml

SMS-130	**SMS-131**	**SMS-132**	**KSP-130**	**KSP-132**
transparent	white*	black	transparent	black
EAN-13: 4606445043556	**EAN-13:** 4606445043587	**EAN-13:** 4606445048650	**EAN-13:** 4606445042375	**EAN-13:** 4606445048292
ITF-14: 14606445043553	**ITF-14:** 14606445043584	**ITF-14:** 14606445048657	**ITF-14:** 14606445042372	**ITF-14:** 14606445048299

** White available to order*

KUDO Neutral-Cure Silicone Sealant Weather-Resistant



Applications

High-quality, one-component neutral-cure silicone sealant for sealing and protecting joints during repair and construction work involving industrial structural glazing. Used when installing curtain-wall and wall panels, roof windows, glass roofs, conservatories and display windows.

Caution! For sealing and protecting joints only! Not suitable for bonding load-bearing structural glazing components!

After curing, accommodates joint movement of up to 35 %.

Highly resistant to weathering. Recommended for materials with different thermal expansion rates. Excellent adhesion to most building materials: ferrous and non-ferrous metals, glass, wood, PVC, concrete, brick, plasterboard, clinker, expanded polystyrene and enamelled surfaces.

Benefits

- **Resistant to ageing.**
- **Resistant to UV radiation, cleaning agents and detergents.**
- **Excellent adhesion to brick, concrete, wood, metals, glass, PVC, acrylic and other building materials.**
- **Chemically neutral; does not corrode steel, non-ferrous metals, concrete or natural stone.**
- **Rapid skin formation in 15–20 min.**
- **Cure rate: up to 4 mm per day (at +23 °C and 50 % relative humidity).**
- **Wide service temperature range: –40 °C to +220 °C.**
- **20–22 linear metres with a 4 mm bead.**

Directions for use

- Recommended application temperature: +5 °C to +40 °C. Sealant temperature: +20…25 °C.
- Apply the sealant to clean, dry, degreased surfaces. KUDO Universal Degreaser is recommended for degreasing and cleaning.
- For a neat finish, protect adjacent surfaces with masking tape.
- Apply using a sealant gun.
- Recommended sealant thickness in the joint: 6 mm for porous surfaces and 10 mm for non-porous surfaces.
- Use a polyethylene foam backing rod to prevent three-sided adhesion. If the joint is too shallow for a backing rod, use polyethylene tape.
- For a compact joint with maximum adhesion, firmly tool the sealant into the joint with a damp spatula.
- Remove the masking tape immediately after tooling.
- Clean tools and contaminated surfaces with a solvent (acetone or white spirit) before the sealant cures.
- Remove cured sealant mechanically.

Do not use for underwater joints or bonding aquariums. Do not use where exposed to oils or aggressive environments! Not paintable!

Shelf life: **18 months when stored as specified**
Cartridge: **310 ml** **Foil pack:** **600 ml**

KSK-232
black

EAN-13: **4606445049169**
ITF-14: **14606445049166**

KSP-232
black

EAN-13: **4606445049176**
ITF-14: **14606445049173**

KUDO Bituminous Adhesive for Flexible Shingles
KUDO Bituminous Adhesive Sealant for All Roof Types

Applications

High-quality, one-component bitumen-based adhesive sealant for filling and sealing joints where roofing elements made of flexible shingles, metal or roofing felt meet other parts of the structure.

For roof refurbishment and repair: stopping leaks between overlapping components, filling cracks in membrane coverings, and sealing gaps in concrete, walls and plaster. Suitable for sealing roof ridges, pitched roofs, drainage and waste pipes, ventilation outlets and rainwater systems. May be used as an adhesive for flexible plastic or rubber shingles. For exterior use. No primer required. Thixotropic; does not run or slump. The cured sealant is water-resistant, durable and fade-resistant, and withstands UV radiation, weathering and temperature changes. Contains a herbicidal additive that inhibits the spread of algae, moss and lichens.

Benefits

- **High adhesion to roofing felt, rubber, aluminium, galvanised steel, concrete, sheet metal, plaster, roof tiles, brick and various plastics.**
- **Permanently plastic; withstands movement and vibration.**
- **Wide service temperature range: –30 °C to +90 °C.**
- **20–22 linear metres with a 4 mm bead.**

Directions for use

- Recommended application temperature: +5 °C to +35 °C. Adhesive sealant temperature: +20…25 °C.
- Apply to clean, dry, degreased, rust-free surfaces. Mechanically remove loose and flaky rust before applying the adhesive sealant.
- For a neat finish, protect adjacent surfaces with masking tape.
- Cut off the cartridge seal above the thread, screw on the nozzle, remove the cap and cut the nozzle tip at 45° to match the joint width.
- Apply using a sealant gun.
- Apply the adhesive sealant into the joint and smooth with a spatula.
- Clean tools and contaminated surfaces mechanically. A solvent (white spirit or butyl acetate) is recommended for cleaning.



Shelf life: **24 months when stored as specified**
Cartridge: **310 ml**

KBK-612
black

EAN-13: **4606445043372**
ITF-14: **14606445043379**

KSK-612
black

EAN-13: **4606445043365**
ITF-14: **14606445043362**

KUDO Multipurpose Silicone Sealant



Applications

High-quality acetoxy-cure sealant for general household, repair and construction work. For sealing, joining and protecting non-porous surfaces against air and moisture ingress; sealing window and door frames and cable ducts; sealing joints in sanitary and air-conditioning installations; and protecting polyurethane foam from UV radiation. Excellent adhesion to stainless steel, anodised aluminium, glass, ceramic tiles, treated or varnished timber, epoxy resin, laminate, most paints and many plastics, including polyester and polyacrylate. Forms a skin quickly. Resistant to most cleaning agents and detergents, UV radiation, weathering, temperature changes and virtually all aggressive environments. Thixotropic; does not run or slump. Remains elastic after curing.

Benefits

- **Resistant to UV radiation, cleaning agents and detergents.**
- **Wide service temperature range: –40 °C to +180 °C.**
- **Skin formation time: 15–30 min.**
- **Sealant cure rate: 3 mm per day (at +23 °C and 50 % relative humidity).**
- **Cartridge: 20–22 linear metres with a 4 mm bead diameter.**
  Tube: 6–6.5 linear metres with a 4 mm bead diameter.

Directions for use

- Recommended application temperature: +5 °C to +40 °C. Sealant temperature: +20…25 °C.
- Apply to clean, dry, degreased surfaces.
- For a neat finish, protect adjacent surfaces with masking tape.
- Smooth the sealant in the joint with a damp spatula.
- Remove the masking tape immediately after tooling.
- Clean tools and contaminated surfaces with a solvent (acetone or white spirit) before the sealant cures.
- Remove cured sealant mechanically.

Not recommended for contact with natural stone (marble or granite), corrosion-prone metals (lead, copper, zinc or brass), concrete, cement or plastered surfaces, or for use with mirrors. Do not use for sealing aquariums or underwater joints. Do not paint!

Shelf life: **24 months when stored as specified**
Cartridge: **310 ml** **Tube:** **85 ml**

KST-100
transparent

EAN-13: **4606445041620**
ITF-14: **14606445041627**

KST-101
white

EAN-13: **4606445041637**
ITF-14: **14606445041634**

KSK-100
transparent

EAN-13: **4606445032994**
ITF 12 pcs: **14606445032991**
ITF 20 pcs: **24606445032998**

KSK-101
white

EAN-13: **4606445032987**
ITF 12 pcs: **14606445032984**
ITF 20 pcs: **24606445032981**

KSK-106
Chocolate brown RAL 8017

EAN-13: **4606445042207**
ITF-14: **14606445042204**

Applications

High-quality acetoxy-cure sealant for general household, repair and construction work. Contains special antiseptic additives that inhibit mould and fungal growth. Ideal for high-humidity areas such as bathrooms, shower enclosures and kitchens, and for glazing. For sealing connection joints around baths, washbasins and swimming pools, joints in sanitary installations, waterproofing surfaces and filling tile joints. Forms a strong, durable joint, accommodates movement of up to ±25 % after curing and does not attract dust. Resistant to most cleaning agents and detergents, UV radiation, weathering, temperature changes and virtually all aggressive environments. Forms a skin quickly. Thixotropic; does not run or slump.

Benefits

- **Prevents mould growth.**
- **Resistant to UV radiation, cleaning agents and detergents.**
- **Excellent adhesion to enamelled surfaces, glass, stainless steel, anodised aluminium, wood, PVC, porcelain and other building materials.**
- **Wide service temperature range: –40 °C to +180 °C.**
- **Skin formation time: 15–25 min; sealant cure rate: 3 mm per day (at +23 °C and 50 % relative humidity).**
- **Cartridge: 20–22 linear metres with a 4 mm bead diameter.**
  Tube: 6–6.5 linear metres with a 4 mm bead diameter.

Directions for use

- Recommended application temperature: +5 °C to +40 °C. Sealant temperature: +20…25 °C.
- Apply to clean, dry, degreased surfaces.
- For a neat finish, protect adjacent surfaces with masking tape.
- Smooth the sealant in the joint with a damp spatula.
- Remove the masking tape immediately after tooling.
- Clean tools and contaminated surfaces with a solvent (acetone or white spirit) before the sealant cures.
- Remove cured sealant mechanically.

Not recommended for contact with natural stone (marble or granite), corrosion-prone metals (lead, copper, zinc or brass), concrete, cement or plastered surfaces, or for use with mirrors. Do not use for sealing aquariums or underwater joints. Do not paint!



Shelf life: 24 months when stored as specified
Cartridge: 310 ml **Tube:** 85 ml

KSK-120
transparent

EAN-13: 4606445033014
ITF 12 pcs: 14606445033011
ITF 20 pcs: 24606445033018

KSK-121
Traffic white RAL 9016

EAN-13: 4606445033007
ITF 12 pcs: 14606445033004
ITF 20 pcs: 24606445033001

KSK-122
Graphite black RAL 9011

EAN-13: 4606445039955
ITF-14: 14606445039952

KSK-123
Signal grey RAL 7004

EAN-13: 4606445033007
ITF-14: 14606445033004

KSK-124
Anthracite grey RAL 7016

EAN-13: 4606445033014
ITF-14: 14606445033011

KSK-126
Sand yellow RAL 1002

EAN-13: 4606445052619
ITF-14: 14606445052616

KSK-127
Beige brown RAL 8024

EAN-13: 4606445052640
ITF-14: 14606445052647

KST-120
transparent

EAN-13: 4606445020564
ITF-14: 14606445020561

KST-121
Traffic white RAL 9016

EAN-13: 4606445020663
ITF-14: 14606445020660

KUDO Sanitary
Neutral-Cure Silicone Sealant



Applications

High-quality neutral-cure sealant for general household, repair and construction work. Contains special antiseptic additives that inhibit mould and fungal growth. Ideal for high-humidity areas such as bathrooms, shower enclosures and kitchens, and for glazing. For sealing connection joints around baths, washbasins and swimming pools, joints in sanitary installations, waterproofing surfaces and filling tile joints. Forms a strong, durable joint, accommodates movement of up to ±25 % after curing and does not attract dust. Resistant to most cleaning agents and detergents, UV radiation, weathering, temperature changes and virtually all aggressive environments. Forms a skin quickly. Thixotropic; does not run or slump.

Benefits

- **Prevents mould growth.**
- **Odourless.**
- **Resistant to UV radiation, cleaning agents and detergents.**
- **Excellent adhesion to enamelled surfaces, glass, non-ferrous metals, concrete, plaster, wood, PVC, porcelain and other building materials.**
- **Chemically neutral; does not corrode concrete or metals.**
- **Skin formation time: 10–20 min.**
- **Sealant cure rate: 2 mm per day (at +23 °C and 50 % relative humidity).**
- **Wide service temperature range: –40 °C to +120 °C.**
- **20–22 linear metres with a 4 mm bead.**

Directions for use

- Recommended application temperature: +5 °C to +40 °C. Sealant temperature: +20…25 °C.
- Apply to clean, dry, degreased surfaces.
- For a neat finish, protect adjacent surfaces with masking tape.
- Cut off the cartridge seal above the thread, screw on the nozzle, remove the cap and cut the nozzle tip at 45° to match the joint width.
- Apply using a sealant gun.
- Smooth the sealant in the joint with a damp spatula.
- Remove the masking tape immediately after tooling.
- Clean tools and contaminated surfaces with a solvent (acetone or white spirit) before the sealant cures.
- Remove cured sealant mechanically.

Do not use for sealing aquariums or underwater joints. Do not paint!

Shelf life: **24 months when stored as specified**
Cartridge: **310 ml**

KSK-130		**KSK-131**	
transparent		white	
EAN-13:	**4606445035674**	**EAN-13:**	**4606445035667**
ITF-14:	**14606445035671**	**ITF-14:**	**14606445035664**

Applications

High-quality multipurpose acrylic sealant specially developed for sealing connection joints and gaps between stairs, walls, ceilings, skirting boards, window sills, timber and metal window frames, concrete and brickwork. For interior use. Excellent adhesion to concrete, brick, stone, plasterboard and wood. Highly elastic and ideal for movement joints. Solvent-free, chemically neutral and non-corrosive to metals. Odourless. Easy to apply and clean up. Once fully cured, it can be painted with water-based and synthetic paints. Not suitable for continuous immersion in water.

Benefits

- **Resistant to UV radiation, cleaning agents and detergents.**
- **Excellent adhesion to concrete, brick, stone, plasterboard, wood, PVC and other building materials.**
- **Chemically neutral and non-corrosive.**
- **High elasticity and movement capability.**
- **Wide service temperature range: –60 °C to +80 °C.**
- **Sealant cure rate: 1 mm per day (at +23 °C and 50 % relative humidity).**
- **20–22 linear metres with a 4 mm bead.**

Directions for use

- Recommended application temperature: +5 °C to +40 °C. Sealant temperature: +20…25 °C.
- Apply to clean, dry, degreased surfaces.
- For a neat finish, protect adjacent surfaces with masking tape.
- Cut off the cartridge seal above the thread, screw on the nozzle, remove the cap and cut the nozzle tip at 45° to obtain the required opening.
- Apply using a sealant gun.
- Smooth the sealant in the joint with a damp spatula. Soapy water is a useful tooling aid.
- Remove the masking tape immediately after tooling.
- Clean tools with water, adding a cleaning agent if necessary.
- Remove excess uncured sealant with a damp cloth.
- Remove cured sealant mechanically.

Do not use for joints permanently immersed in water (swimming pools or aquariums). Do not apply at ambient temperatures below +5 °C or in high humidity (>70 %).



Shelf life: **24 months when stored as specified**
Cartridge: **310 ml**

KSK-301
white

EAN-13: **4606445033021**
ITF-14: **14606445033028**

KUDO Sanitary Silicone Sealant and Grout



Applications

High-quality acetoxy-cure sealant and grout for filling joints subject to movement, including underfloor heating, exterior areas, terraces and corner junctions. Ideal for high-humidity areas such as bathrooms, shower enclosures and kitchens, and for glazing.

Recommended for tile joints, seals around baths, washbasins and swimming pools, joints between sanitary fittings and tiling, and joints in window, door and glazed installations. Forms a strong, durable joint that accommodates movement of up to ±25 % after curing, does not attract dust, and resists weathering and temperature changes. Does not run or slump.

Benefits

- **Excellent adhesion to ceramic and porcelain tiles, glass and glass mosaics, sanitary ceramics, enamelled surfaces, stainless steel, anodised aluminium, wood, PVC, porcelain, earthenware and other building materials.**
- **For use as a sanitary sealant and silicone grout.**
- **Contains special antiseptic additives; prevents mould and fungal growth.**
- **Resistant to UV radiation, cleaning agents and detergents.**
- **Wide service temperature range: –40 °C to +180 °C.**
- **Skin formation time: 15–25 min; sealant cure rate: 3 mm per day (at +23 °C and 50 % relative humidity).**
- **20–22 linear metres with a 4 mm bead.**

Directions for use

- Recommended application temperature: +5 °C to +40 °C. Sealant temperature: +20…25 °C.
- Apply to clean, dry, degreased surfaces.
- For a neat finish, protect adjacent surfaces with masking tape.
- Recommended grout depth: ½ of the joint width, up to a maximum of 12 mm.
- The grout must adhere only to the sides of the joint. Pre-fill deep joints with a polyethylene foam backing rod.
- Permissible joint width: up to 6 mm without a backing rod and up to 20 mm with a backing rod.
- Smooth the sealant in the joint with a spatula moistened with soapy water. Remove the masking tape immediately after tooling.
- Clean tools and contaminated surfaces with a solvent (acetone or white spirit) before the sealant cures.

The sealant and grout is not recommended for contact with natural stone (marble or granite), corrosion-prone metals (lead, copper, zinc or brass), concrete, cement or plastered surfaces, or for use with mirrors. Do not use for sealing aquariums or underwater joints. Do not paint!

Shelf life: **24 months when stored as specified**
Cartridge: **310 ml**

TRANSPARENT
KSK-160
EAN-13: 4606445045505
ITF-14: 14606445045502

WHITE
KSK-161
EAN-13: 4606445045512
ITF-14: 14606445045519

GRAPHITE BLACK RAL 9011
KSK-162
EAN-13: 4606445048582
ITF-14: 14606445048589

QUARTZ GREY RAL 7039
KSK-163
EAN-13: 4606445045529
ITF-14: 14606445045526

SILK GREY RAL 7044
KSK-164
EAN-13: 4606445045536
ITF-14: 14606445045533

SIGNAL GREY RAL 7004
KSK-165
EAN-13: 4606445045543
ITF-14: 14606445045540

PALE BROWN RAL 8025
KSK-166
EAN-13: 4606445045550
ITF-14: 14606445045557

COPPER BROWN RAL 8004
KSK-167
EAN-13: 4606445045567
ITF-14: 14606445045564

BEIGE BROWN RAL 8024
KSK-168
EAN-13: 4606445045574
ITF-14: 14606445045571

OCHRE BROWN RAL 8001
KSK-169
EAN-13: 4606445045581
ITF-14: 14606445045588

CREAM RAL 9001
KSK-171
EAN-13: 4606445045598
ITF-14: 14606445045595

LIGHT IVORY RAL 1015
KSK-172
EAN-13: 4606445045604
ITF-14: 14606445045601

SAND YELLOW RAL 1002
KSK-174
EAN-13: 4606445045611
ITF-14: 14606445045618

PALE GREEN RAL 6021
KSK-175
EAN-13: 4606445045628
ITF-14: 14606445045625

SILVER
KSK-176
EAN-13: 4606445045635
ITF-14: 14606445045632

GOLD
KSK-177
EAN-13: 4606445045642
ITF-14: 14606445045649

KUDO Bathroom and Kitchen Silicone Sealant



Applications

Contains special antiseptic additives that inhibit mould and fungal growth. Ideal for high-humidity areas such as bathrooms, shower enclosures and kitchens. For sealing connection joints and joints in sanitary installations, waterproofing surfaces and filling tile joints. Forms a strong, durable joint, accommodates movement of up to ±25 % after curing and does not attract dust. Resistant to most cleaning agents and detergents, UV radiation, weathering, temperature changes and virtually all aggressive environments. Forms a skin quickly. Thixotropic; does not run or slump.

Benefits

- **Prevents mould growth.**
- **Resistant to UV radiation, cleaning agents and detergents.**
- **Excellent adhesion to enamelled surfaces, glass, stainless steel, anodised aluminium, wood, PVC, porcelain and other building materials.**
- **Wide service temperature range: –40 °C to +180 °C.**
- **Skin formation time: 15–25 min; sealant cure rate: 3 mm per day (at +23 °C and 50 % relative humidity).**
- **20–22 linear metres with a 4 mm bead.**

Directions for use

- Recommended application temperature: +5 °C to +40 °C. Sealant temperature: +20…25 °C.
- Apply to clean, dry, degreased surfaces.
- Smooth the joint with a spatula moistened with soapy water.
- Clean tools and contaminated surfaces with a solvent (acetone or white spirit) before the sealant cures.
- Remove cured sealant mechanically.

Not recommended for contact with natural stone (marble or granite), corrosion-prone metals (lead, copper, zinc or brass), concrete, cement or plastered surfaces, or for use with mirrors. Do not use for sealing aquariums or underwater joints. Do not paint!

Shelf life: **24 months when stored as specified**
Cartridge: **310 ml**

KSK-180 transparent		**KSK-181** white		**KSK-183** grey		**KSK-184** beige	
EAN-13:	**4606445052718**	**EAN-13:**	**4606445052725**	**EAN-13:**	**4606445052732**	**EAN-13:**	**4606445052749**
ITF-14:	**14606445052715**	**ITF-14:**	**14606445052722**	**ITF-14:**	**14606445052739**	**ITF-14:**	**14606445052746**

Applications

High-quality, one-component plastoelastic silicone-acrylic sealant for damp areas. For kitchens, bathrooms and other areas exposed to water. For filling joints around window and door frames and along skirting boards, and sealing joints between gypsum panels and concrete components. Ideal for sealing ventilation and air-conditioning systems and filling cracks and chips before painting. High adhesion to various building materials: concrete, wood, plaster, tiles, plasterboard, glass, aluminium, metals and PVC. Cures to form a durable, water-resistant joint that does not fade or attract dust. Resistant to mould, most cleaning agents and detergents, UV radiation, weathering and temperature changes. Thixotropic; does not run or slump. Resists ageing, remains elastic for a long time and accommodates movement of up to 20 % in service. Solvent-free and environmentally safe. Paintable.

Benefits

- **For interior and exterior use.**
- **Resistant to UV radiation, mould, cleaning agents and detergents.**
- **Plastoelastic; accommodates movement of up to 20 %.**
- **Wide service temperature range: –20 °C to +75 °C.**
- **Skin formation time: 20–30 min (at +23 °C and 50 % relative humidity).**
- **20–22 linear metres with a 4 mm bead.**

Directions for use

- Recommended application temperature: +5 °C to +40 °C. Sealant temperature: +20…25 °C.
- Apply the sealant to clean, degreased surfaces.
- For a neat finish, protect adjacent surfaces with masking tape.
- For improved adhesion, brush on a primer made by mixing 1 part acrylic sealant with 3 parts water.
- Cut off the cartridge seal above the thread, screw on the nozzle, remove the cap and cut the nozzle tip at 45° to match the joint width.
- Apply using a sealant gun.
- After application and before a skin forms, smooth the sealant with a wooden spatula moistened with soapy water. Press the sealant firmly against the surface being sealed.
- Remove the masking tape immediately after tooling.
- Protect the sealant from contact with water for at least 6 hours after application.
- Clean tools and contaminated surfaces with water immediately after use.
- Remove cured sealant mechanically.

Do not use for permanently submerged joints (swimming pools or aquariums). Do not apply at ambient temperatures below +5 °C or in high humidity (>70 %).



Shelf life: **24 months when stored as specified**
Cartridge: **310 ml**

KSK-291
white

EAN-13: **4606445040050**
ITF-14: **14606445040057**

KUDO Silicone Glazing Sealant



Applications

High-quality acetoxy-cure sealant for sealing joints between building and finishing materials in conventional and contact glazing: installing windows; assembling counters, display cases, greenhouses and glass cabinets; sealing glass roof elements; installing glass in frames made from various materials; and fitting profiled glass into frameless glazed partitions and screens. For interior and exterior use. Excellent adhesion to most non-porous building materials, including ceramics, polycarbonate, stainless steel, anodised aluminium, painted and enamelled surfaces, and wood. Thixotropic; does not run or slump. Forms a strong, durable joint, accommodates movement of up to ±25 % after curing, does not fade or attract dust, and is water-resistant. Resistant to most cleaning agents and detergents, UV radiation, weathering and temperature changes.

Benefits

- **Resistant to UV radiation, cleaning agents and detergents.**
- **Withstands loads and vibration; accommodates movement of up to 25 %.**
- **Wide service temperature range: –40 °C to +180 °C.**
- **Skin formation time: 10–20 min.**
- **Sealant cure rate: 2 mm per day (at +23 °C and 50 % relative humidity).**
- **20–22 linear metres with a 4 mm bead.**

Directions for use

- Recommended application temperature: +5 °C to +40 °C. Sealant temperature: +20…25 °C.
- Apply to clean, dry, degreased surfaces.
- For a neat finish, protect adjacent surfaces with masking tape.
- Cut off the cartridge seal above the thread, screw on the nozzle, remove the cap and cut the nozzle tip at 45° to match the joint width.
- Apply using a sealant gun.
- Smooth the sealant in the joint with a damp spatula.
- Remove the masking tape immediately after tooling.
- Clean tools and contaminated surfaces with a solvent (acetone or white spirit) before the sealant cures.
- Remove cured sealant mechanically.

Not recommended for contact with natural stone (marble or granite), corrosion-prone metals (lead, copper, zinc or brass), concrete, cement or plastered surfaces, or for use with mirrors. Do not paint!

Shelf life: **24 months when stored as specified**
Cartridge: **310 ml**

KSK-220
transparent

EAN-13: **4606445039931**
ITF-14: **14606445039938**

Applications

For sealing window and door frames and junctions between structures and walls, and for sealing, joining and protecting non-porous surfaces against air, moisture and UV radiation. Excellent adhesion to stainless steel, anodised aluminium, glass, ceramic tiles, treated or varnished timber, epoxy resin, laminate, most paints and many plastics, including polyester and polyacrylate. Forms a skin quickly. Resistant to most cleaning agents and detergents, UV radiation, weathering, temperature changes and virtually all aggressive environments. Thixotropic; does not run or slump. Remains elastic after curing.

Benefits

- **Resistant to UV radiation, cleaning agents and detergents.**
- **Wide service temperature range: –40 °C to +180 °C.**
- **Skin formation time: 15–30 min; sealant cure rate: 3 mm per day (at +23 °C and 50 % relative humidity).**
- **20–22 linear metres with a 4 mm bead.**

Directions for use

- Recommended application temperature: +5 °C to +40 °C. Sealant temperature: +20…25 °C.
- Apply to clean, dry, degreased surfaces.
- Smooth the sealant in the joint with a damp spatula.
- Clean tools and contaminated surfaces with a solvent (acetone or white spirit) before the sealant cures.
- Remove cured sealant mechanically.

Not recommended for contact with natural stone (marble or granite), corrosion-prone metals (lead, copper, zinc or brass), concrete, cement or plastered surfaces, or for use with mirrors. Do not use for sealing aquariums or underwater joints. Do not paint!



Shelf life: **24 months when stored as specified**
Cartridge: **310 ml**

KSK-190	**KSK-191**
transparent	white
EAN-13: **4606445052848**	**EAN-13:** **4606445052886**
ITF-14: **14606445052845**	**ITF-14:** **14606445052883**

KUDO Acrylic Decorators' Sealant



Applications

Ready-to-use, ultra-lightweight, non-shrinking acrylic sealant for filling cracks, chips, static joints and other defects in various building materials, including concrete, foamed concrete, wood, gypsum boards, gypsum plasters and gypsum blocks.

Economical and easy to use. For interior use. Not recommended for bathrooms or shower enclosures.

Resistant to mould and fungi. Solvent-free, non-toxic and odourless. Easy to apply and clean up.

Benefits

- **Can be painted with water-based and synthetic paints 10 minutes after application.**
- **Resistant to UV radiation, cleaning agents and detergents.**
- **Excellent adhesion to concrete, brick, stone, plasterboard, wood, PVC and other building materials.**
- **Chemically neutral and non-corrosive.**
- **Wide service temperature range: –30 °C to +70 °C.**
- **High strength and moisture resistance.**
- **20–22 linear metres with a 4 mm bead.**

Directions for use

- Recommended ambient temperature: +5 °C to +35 °C. Sealant temperature: +20 °C…+25 °C.
- The substrate must be dry, degreased and free from dirt, dust, loose particles, residues of previously applied sealants and similar contaminants. No water droplets may be present.
- The compound is ready to use. Do not dilute with water! This may cause sagging, loss of adhesion and cracking.
- For a neat finish, use masking tape and remove it immediately after application.
- Once fully dry, sand if required.
- After application, paint with aerosol enamels after 10 minutes or with a brush after 2 hours.
- Remove excess freshly applied sealant with a damp cloth. Clean tools with water, adding a cleaning agent if necessary.
- Remove dried material mechanically.

Not suitable for movement joints! Not suitable for continuous immersion in water. Do not apply at ambient temperatures below +5 °C or in high humidity (>70 %).

Shelf life: **12 months when stored as specified**
Cartridge: **310 ml**

KSK-341
white

EAN-13: **4606445049183**
ITF-14: **14606445049180**

Applications

High-quality acetoxy-cure sealant for bonding glass when manufacturing and repairing aquariums and terrariums, and for sealing joints in glass, ceramics, stainless steel, anodised aluminium, enamelled surfaces, wood, PVC and other materials. For interior and exterior use. Suitable for high-humidity areas, sealing connection joints around shower enclosures, baths, washbasins and swimming pools, joints in sanitary installations, waterproofing surfaces and filling tile joints. Forms a strong, durable joint that does not fade or attract dust. Resistant to most cleaning agents and detergents, UV radiation, weathering, temperature changes and virtually all aggressive environments. Thixotropic; does not run or slump. Remains elastic for a long time and accommodates movement of up to 20 % in service. Aquariums up to 150 litres can be bonded without additional structural reinforcement.

Benefits

- **Prevents mould growth.**
- **Resistant to UV radiation, cleaning agents and detergents.**
- **Withstands loads and vibration; accommodates movement of up to 20 %.**
- **Wide service temperature range: –40 °C to +180 °C.**
- **Skin formation time: 10–20 min.**
- **Sealant cure rate: 2 mm per day (at +23 °C and 50 % relative humidity).**
- **20–22 linear metres with a 4 mm bead (cartridge).**
  3 linear metres with a 7 mm bead (tube).

Directions for use

- Recommended application temperature: +5 °C to +40 °C. Sealant temperature: +20…25 °C.
- Apply to clean, dry, degreased surfaces.
- For a neat finish, protect adjacent surfaces with masking tape.
- Cut off the cartridge seal above the thread, screw on the nozzle, remove the cap and cut the nozzle tip at 45° to match the joint width.
- Apply using a sealant gun.
- Smooth the sealant in the joint with a damp spatula.
- Remove the masking tape immediately after tooling.
- Clean tools and contaminated surfaces with a solvent (acetone or white spirit) before the sealant cures.
- Remove cured sealant mechanically.

Blue aquarium medicines may stain the sealant over time! Not recommended for contact with natural stone (marble or granite), corrosion-prone metals (lead, copper, zinc or brass), concrete, cement or plastered surfaces, or for use with mirrors. Do not paint!



Shelf life: 24 months when stored as specified
Cartridge: 310 ml **Tube:** 110 ml

KSK-200	KSK-202	KST-200
transparent	black	transparent
EAN-13: 4606445039740	**EAN-13:** 4606445039757	**EAN-13:** 4606445050424
ITF-14: 14606445039747	**ITF-14:** 14606445039754	**ITF-14:** 14606445050421

KUDO Roof and Gutter Neutral-Cure Silicone Sealant



Applications

High-quality, one-component neutral-cure silicone sealant for general household, repair and construction work. For sealing and bonding various roofing materials, sealing and repairing gutter joints, and joints around roof ventilation outlets, chimneys and roof windows. Excellent adhesion to most building materials: concrete, brick, galvanised sheet metal, painted and unpainted metals (aluminium, tin, copper, brass, steel, lead and iron), wood, PVC, foamed concrete, ceramics, plasterboard, glass, clinker, porcelain and expanded polystyrene (EPS). Does not corrode concrete, natural stone, ferrous or non-ferrous metals. Forms a strong, durable joint, accommodates movement of up to ±20 % after curing and does not attract dust. Resistant to most cleaning agents and detergents, UV radiation, extreme weather, temperature changes and virtually all aggressive environments. Forms a skin quickly. Thixotropic; does not run or slump.

Benefits

- **For interior and exterior use.**
- **Odourless.**
- **Resistant to UV radiation, cleaning agents and detergents.**
- **Chemically neutral; does not corrode concrete or metals.**
- **Skin formation time: 5–20 min.**
- **Sealant cure rate: 2 mm per day (at +23 °C and 50 % relative humidity).**
- **Wide service temperature range: –40 °C to +150 °C.**
- **20–22 linear metres with a 4 mm bead.**

Directions for use

- Recommended application temperature: +5 °C to +40 °C. Sealant temperature: +20…25 °C.
- Apply to clean, dry, degreased surfaces.
- For a neat finish, protect adjacent surfaces with masking tape.
- Cut off the cartridge seal above the thread, screw on the nozzle, remove the cap and cut the nozzle tip at 45° to match the joint width.
- Apply using a sealant gun.
- Smooth the sealant in the joint with a damp spatula.
- Remove the masking tape immediately after tooling.
- Clean tools and contaminated surfaces with a solvent (acetone or white spirit) before the sealant cures.
- Remove cured sealant mechanically.

Not paintable!

Shelf life: **24 months when stored as specified**
Cartridge: **310 ml**

KSK-140	**KSK-141**	**KSK-142**	**KSK-146**
transparent	Traffic white RAL 9016	Graphite black RAL 9011	Chocolate brown RAL 8017
EAN-13: **4606445040029**	**EAN-13:** **4606445041552**	**EAN-13:** **4606445040036**	**EAN-13:** **4606445040043**
ITF-14: **14606445040026**	**ITF-14:** **14606445041559**	**ITF-14:** **14606445040033**	**ITF-14:** **14606445040040**

Applications

High-quality neutral-cure sealant for general household, repair and construction work. Ideal for sealing joints and installing building components made of natural stone, marble, granite, terrazzo and porphyry. Contains special antiseptic additives that inhibit mould and fungal growth. Suitable for sealing connection joints in high-humidity areas such as bathrooms, shower enclosures and toilets. Forms a strong, durable joint, accommodates movement of up to ±20 % after curing and does not attract dust. Resistant to most cleaning agents and detergents, UV radiation, weathering and temperature changes. Thixotropic; does not run or slump. Forms a skin quickly.

Benefits

- **Does not stain natural stone, marble or granite.**
- **Prevents mould growth.**
- **Odourless.**
- **Excellent adhesion to concrete, plaster, enamelled surfaces, glass, non-ferrous metals, wood and other building materials.**
- **Chemically neutral and non-corrosive.**
- **Skin formation time: 5–15 min.**
- **Sealant cure rate: 2 mm per day (at +23 °C and 50 % relative humidity).**
- **Wide service temperature range: –40 °C to +180 °C.**
- **20–22 linear metres with a 4 mm bead.**

Directions for use

- Recommended application temperature: +5 °C to +40 °C. Sealant temperature: +20…25 °C.
- Apply to clean, dry, degreased surfaces.
- For a neat finish, protect adjacent surfaces with masking tape.
- Cut off the cartridge seal above the thread, screw on the nozzle, remove the cap and cut the nozzle tip at 45° to match the joint width.
- Apply using a sealant gun.
- Smooth the sealant in the joint with a damp spatula.
- Remove the masking tape immediately after tooling.
- Clean tools and contaminated surfaces with a solvent (acetone or white spirit) before the sealant cures.
- Remove cured sealant mechanically.

Do not use for sealing aquariums or underwater joints. Do not paint!



Shelf life: **24 months when stored as specified**
Cartridge: **310 ml**

KSK-210
transparent

EAN-13: **4606445039887**
ITF-14: **14606445039884**

KUDO Wood and Parquet Acrylic Sealant



Applications

High-quality, one-component plastoelastic acrylic sealant for sealing and grouting joints when laying parquet, laminate and cork flooring, and filling gaps around skirting boards, architraves, timber window frames and window sills. For sealing connection joints in timber cladding and partitions. Ideal for repairing and concealing defects in any timber surface where joint movement does not exceed 15 %. For interior use.

Excellent adhesion to wood, cork, concrete, brick, stone and plasterboard. Vapour-permeable, resistant to mould and fungi, and colour-stable over time. Does not crack or crumble and is ideal for movement joints. Chemically neutral and solvent-free; cures by water evaporation. Odourless. Easy to apply and clean up; does not stain wood or laminate edges. Once fully cured, it can be sanded and painted with water-based and synthetic paints.

Benefits

- **Suitable for all timber materials.**
- **Excellent adhesion to concrete, brick, stone, plasterboard, wood, PVC and other building materials.**
- **Chemically neutral and non-corrosive.**
- **High elasticity and movement capability.**
- **Wide service temperature range: –60 °C to +50 °C.**
- **Cartridge: 20–22 linear metres with a 4 mm bead diameter.**
  Tube: 9.5 linear metres with a 5 mm bead diameter.

Directions for use

- Recommended application temperature: +5 °C to +25 °C. Sealant temperature: +20…25 °C.
- Apply to clean, dry, degreased surfaces.
- For a neat finish, protect adjacent surfaces with masking tape.
- Cut off the cartridge seal above the thread, screw on the nozzle, remove the cap and cut the nozzle tip at 45° to match the joint width.
- Apply using a sealant gun.
- Smooth the sealant in the joint with a damp spatula.
- Remove the masking tape immediately after tooling.
- Clean tools with water, adding a cleaning agent if necessary.
- Remove cured sealant mechanically.
- Drying time for a 3 mm sealant layer: 48 hours (at +23 °C and 50 % relative humidity).
- Use paints and varnishes with film elasticity comparable to that of the sealant. Varnishing coloured sealant will alter its colour, making it more intense.

Do not use for permanently submerged joints. Do not apply at ambient temperatures below +5 °C or in high humidity (>70 %).

Shelf life: 24 months when stored as specified
Cartridge: 310 ml **Tube:** 200 ml

OAK
KST-313
EAN-13: 4606445052664
ITF-14: 14606445052661

WHITE
KSK-311
EAN-13: 4606445040494
ITF-14: 14606445040491

GREY
KSK-312
EAN-13: 4606445041767
ITF-14: 14606445041764

OAK
KSK-313
EAN-13: 4606445040500
ITF-14: 14606445040507

BEECH
KSK-314
EAN-13: 4606445040517
ITF-14: 14606445040514

PINE
KST-315
EAN-13: 4606445052701
ITF-14: 14606445052708

PINE
KSK-315
EAN-13: 4606445040524
ITF-14: 14606445040521

WENGE
KSK-316
EAN-13: 4606445040531
ITF-14: 14606445040538

MAHOGANY
KSK-317
EAN-13: 4606445040548
ITF-14: 14606445040545

MAPLE / ASH
KSK-321
EAN-13: 4606445048148
ITF-14: 14606445048145

KUDO Elastic Siliconised Sealant for Wood

Applications

For sealing seams and joints and repairing defects when laying parquet, laminate and cork panels, installing skirting boards and assembling wooden furniture. High adhesion to wood, glass, metal, PVC, concrete, plaster, brick and aluminium. Water-resistant, durable and elastic. Paintable. Resistant to mould, cleaning agents and detergents. Retains its colour over time.

Benefits

- **Water-resistant.**
- **Does not crack.**
- **Paintable.**
- **For interior and exterior use.**
- **Wide service temperature range: –30 °C to +70 °C.**
- **Resistant to UV radiation, mould, cleaning agents and detergents.**
- **Suitable for vertical and horizontal surfaces.**

Directions for use

- Recommended application temperature: +5 °C to +35 °C. Sealant temperature: +20…25 °C.
- Apply the sealant to clean, degreased surfaces. KUDO Universal Degreaser is recommended for cleaning.
- If necessary, smooth the sealant with a spatula before a skin forms.
- Protect the sealant from contact with water for at least 6 hours after application.
- Clean tools and contaminated surfaces with water immediately after use. Remove cured sealant mechanically.
- Full drying time for a 2 mm sealant layer: at least 48 hours at 23 °C and 50 % relative humidity.

For interior and exterior use. Not suitable for continuous immersion in water. Do not apply during rain or snow, or in high humidity (>70 %).



Shelf life: 24 months when stored as specified
Cartridge: 310 ml

GREY
KSK-292
EAN-13: 4606445055290
ITF-14: 14606445055297

OAK
KSK-293
EAN-13: 4606445055306
ITF-14: 14606445055303

WALNUT
KSK-294
EAN-13: 4606445055313
ITF-14: 14606445055310

PINE
KSK-295
EAN-13: 4606445055320
ITF-14: 14606445055327

WENGE
KSK-296
EAN-13: 4606445055337
ITF-14: 14606445055334

MAHOGANY
KSK-297
EAN-13: 4606445055344
ITF-14: 14606445055341

TEAK
KSK-298
EAN-13: 4606445055351
ITF-14: 14606445055358

ASH
KSK-299
EAN-13: 4606445055368
ITF-14: 14606445055365

KUDO Heat-Resistant Neutral-Cure Silicone Sealant 300 °C



Applications

High-quality, one-component neutral-cure silicone sealant for general household, repair and construction work. For sealing, bonding and filling joints and components in stoves, fireplaces, chimneys, ovens, cooker heating panels and other parts exposed to high temperatures. Excellent adhesion to most building materials: concrete, brick, ferrous and non-ferrous metals, wood, PVC, foamed concrete, ceramics, plasterboard, glass, clinker, porcelain, expanded polystyrene (EPS) and enamelled surfaces. Remains elastic under continuous heat exposure up to 300 °C and does not corrode concrete, natural stone or metals. Resistant to most cleaning agents and detergents, UV radiation, weathering and temperature changes. Thixotropic; does not run or slump. Forms a skin quickly. Resistant to ageing.

Benefits

- **For interior and exterior use.**
- **Wide service temperature range: –40 °C to +300 °C.**
- **Chemically neutral; does not corrode concrete or metals.**
- **Skin formation time: 5–10 min.**
- **Sealant cure rate: 2 mm per day (at +23 °C and 50 % relative humidity).**
- **Resistant to UV radiation, cleaning agents and detergents.**
- **20–22 linear metres with a 4 mm bead (cartridge).**
  3 linear metres with a 7 mm bead (tube).

Directions for use

- Recommended application temperature: +5 °C to +40 °C. Sealant temperature: +20…25 °C.
- Apply to clean, dry, degreased surfaces.
- For a neat finish, protect adjacent surfaces with masking tape.
- Cut off the cartridge seal above the thread, screw on the nozzle, remove the cap and cut the nozzle tip at 45° to match the joint width.
- Apply using a sealant gun.
- Smooth the sealant in the joint with a damp spatula.
- Remove the masking tape immediately after tooling.
- Clean tools and contaminated surfaces with a solvent (acetone or white spirit) before the sealant cures.
- Remove cured sealant mechanically.

Do not use for sealing aquariums or underwater joints. Do not paint!

Shelf life: **24 months when stored as specified**
Cartridge: **310 ml** **Tube:** **110 ml**

KSK-152 black	**KSK-153** red	**KST-152** black
EAN-13: **4606445040005**	**EAN-13:** **4606445040012**	**EAN-13:** **4606445050417**
ITF-14: **14606445040002**	**ITF-14:** **14606445040019**	**ITF-14:** **14606445050414**

KUDO High-Temperature Silicate Sealant for Fireplaces and Stoves — 1200 °C

Applications

High-quality heat-resistant sealant for sealing seams and joints and filling cracks when installing and repairing fireplaces, stoves, cookers, heating systems, pipes and chimneys where resistance to high temperatures is required. For interior and exterior use. High adhesion to concrete, fireclay brick, natural stone, glass, cast iron and steel. No primer required. Forms a strong, durable, fade-resistant joint that withstands UV radiation, weathering and temperature changes. Thixotropic; does not run or slump. The hardened compound is not elastic, so the sealant is unsuitable for movement joints. Designed for joints with limited movement and low vibration that are exposed to high temperatures. Prevents the spread of fire, smoke and gases. Odourless. Asbestos-free.

Benefits

- **High adhesion to concrete, fireclay brick, natural stone, glass, cast iron and steel.**
- **Resistant to direct flame exposure.**
- **Wide service temperature range: –30 °C to +1200 °C (up to 1500 °C for short periods).**
- **20–22 linear metres with a 4 mm bead.**

Directions for use

- Recommended application temperature: +5 °C to +35 °C. Sealant temperature: +20…25 °C.
- Apply to clean, dry, degreased surfaces.
- Moisten the surfaces with water before application.
- For a neat finish, protect adjacent surfaces with masking tape.
- Cut off the cartridge seal above the thread, screw on the nozzle, remove the cap and cut the nozzle tip at 45° to obtain the required opening.
- Apply using a sealant gun.
- Fill the joint to its full depth and smooth the surface with a damp spatula immediately after application.
- The compound hardens fully within one day; gentle heating is permitted during this time.
- Small surface cracks may appear during curing due to shrinkage. If this occurs, apply an additional layer of sealant.
- Thoroughly wash tools and contaminated surfaces with water before the sealant hardens, as removal afterwards is difficult.

Do not apply at ambient temperatures below +5 °C or in high humidity (>70 %). A small amount of clear liquid may escape when the cartridge is opened; this is normal for this type of sealant.



Shelf life: **24 months when stored as specified**
Cartridge: **310 ml**

KSK-702
black

EAN-13: **4606445039924**
ITF-14: **14606445039921**

KSK-707
red brown

EAN-13: **4606445048377**
ITF-14: **14606445048374**

DONEWELL Multipurpose Silicone Sealant



Applications

High-quality multipurpose acetoxy-cure silicone sealant for general household, repair and construction work. For sealing, joining and protecting non-porous surfaces against air and moisture ingress; sealing window and door frames and cable ducts; sealing joints in sanitary and air-conditioning installations; and protecting polyurethane foam from UV radiation. Excellent adhesion to stainless steel, anodised aluminium, glass, ceramic tiles, treated or varnished timber, epoxy resin, laminate, most paints and many plastics, including polyester and polyacrylate. Forms a skin quickly. Resistant to most cleaning agents and detergents, UV radiation, weathering, temperature changes and virtually all aggressive environments. Thixotropic; does not run or slump.

Benefits

- **Resistant to UV radiation, cleaning agents and detergents.**
- **Excellent adhesion to enamelled and painted surfaces, glass, stainless steel, anodised aluminium, wood, PVC, porcelain and other building materials.**
- **Highly elastic.**
- **Cartridge: 18–20 linear metres with a 4 mm bead diameter.**
  Tube: 2.5–3 linear metres with a 4 mm bead diameter.

Directions for use

- Recommended application temperature: +5 °C to +40 °C. Sealant temperature: +20…25 °C.
- Apply to clean, dry, degreased surfaces.
- For a neat finish, protect adjacent surfaces with masking tape.
- Cut off the cartridge seal above the thread, screw on the nozzle, remove the cap and cut the nozzle tip at 45° to match the joint width.
- Apply using a sealant gun.
- Smooth the sealant in the joint with a damp spatula.
- Remove the masking tape immediately after tooling.
- Clean tools and surfaces contaminated with sealant using a solvent (white spirit or acetone) before the sealant cures.
- Remove cured sealant mechanically.
- Skin formation time: 15–30 minutes. Curing rate: 3 mm per day (at +23 °C and 50 % RH).
- Service temperature: −50 °C to +120 °C.

Not recommended for contact with natural stone (marble or granite), corrosion-prone metals (lead, copper, zinc or brass), concrete, cement or plastered surfaces, or for use with mirrors. Do not use for sealing aquariums or underwater joints. Do not paint!

Shelf life: **24 months when stored as specified**
Cartridge: **310 ml** **Tube:** **40 ml**

DSK-100 transparent	**DSK-101** white	**DST-100** transparent	**DST-101** white
EAN-13: 4606445039665	**EAN-13:** 4606445039672	**EAN-13:** 4606445041026	**EAN-13:** 4606445041033
ITF 12 pcs: 14606445039662	**ITF 12 pcs:** 14606445039679	**ITF-14:** 14606445041023	**ITF-14:** 14606445041030
ITF 20 pcs: 24606445039669	**ITF 20 pcs:** 24606445039676		

Applications

High-quality sanitary acetoxy-cure silicone sealant for general household, repair and construction work. Contains special antiseptic additives that inhibit mould growth. Ideal for high-humidity areas such as bathrooms, shower enclosures and kitchens, and for glazing. For sealing connection joints around baths, washbasins and swimming pools, joints in sanitary installations, waterproofing surfaces and filling tile joints. Forms a strong, durable joint that does not fade or attract dust and resists mould and fungi. Resistant to most cleaning agents and detergents, UV radiation, weathering, temperature changes and virtually all aggressive environments. Thixotropic; does not run or slump.

Benefits

- **Prevents mould growth.**
- **Resistant to UV radiation, cleaning agents and detergents.**
- **Excellent adhesion to enamelled surfaces, glass, stainless steel, anodised aluminium, wood, PVC, porcelain and other building materials.**
- **Highly elastic.**
- **Cartridge: 18–20 linear metres with a 4 mm bead diameter.**
  Tube: 2.5–3 linear metres with a 4 mm bead diameter.

Directions for use

- Recommended application temperature: +5 °C to +40 °C. Sealant temperature: +20…25 °C.
- Apply to clean, dry, degreased surfaces.
- For a neat finish, protect adjacent surfaces with masking tape.
- Cut off the cartridge seal above the thread, screw on the nozzle, remove the cap and cut the nozzle tip at 45° to match the joint width.
- Apply using a sealant gun.
- Smooth the sealant in the joint with a damp spatula.
- Remove the masking tape immediately after tooling.
- Clean tools and surfaces contaminated with sealant using a solvent (white spirit or acetone) before the sealant cures.
- Remove cured sealant mechanically.
- Skin formation time: 15–30 minutes. Curing rate: 3 mm per day (at +23 °C and 50 % RH).
- Service temperature: −50 °C to +120 °C.

Not recommended for contact with natural stone (marble or granite), corrosion-prone metals (lead, copper, zinc or brass), concrete, cement or plastered surfaces, or for use with mirrors. Do not use for sealing aquariums or underwater joints. Do not paint!



Shelf life: 24 months when stored as specified
Cartridge: 310 ml **Tube:** 40 ml

DSK-120	DSK-121	DST-120	DST-121
transparent	white	transparent	white
EAN-13: 4606445039689	EAN-13: 4606445039696	EAN-13: 4606445048391	EAN-13: 4606445048384
ITF 12 pcs: 14606445039686	ITF-14: 14606445039693	ITF-14: 14606445048398	ITF-14: 14606445048381
ITF 20 pcs: 24606445039683	ITF 20 pcs: 24606445039690		

DONEWELL Multipurpose Acrylic Sealant



Applications

High-quality multipurpose acrylic sealant specially developed for sealing connection joints and gaps between stairs, walls, ceilings, skirting boards, window sills, timber and metal window frames, concrete and brickwork. For interior use.

Highly elastic and ideal for movement joints. Once fully cured, it can be painted with water-based and synthetic paints. Not suitable for continuous immersion in water.

Benefits

- **Excellent adhesion to concrete, brick, stone, plasterboard, wood, PVC and other building materials.**
- **High elasticity and movement capability.**
- **Solvent-free.**
- **Chemically neutral and non-corrosive to metals.**
- **Odourless.**
- **Easy to apply and clean up.**
- **Paintable once fully cured.**
- **Resistant to UV radiation, cleaning agents and detergents.**
- **18–20 linear metres with a 4 mm bead diameter.**

Directions for use

- Recommended application temperature, including substrate temperature: +5 °C to +35 °C. Sealant temperature: +20 °C…+25 °C.
- Apply to clean, dry, degreased surfaces.
- For a neat finish, protect adjacent surfaces with masking tape.
- Cut off the cartridge seal above the thread, screw on the nozzle, remove the cap and cut the nozzle tip at 45° to obtain the required opening.
- Apply using a sealant gun.
- Smooth the sealant in the joint with a damp spatula. Soapy water is a useful tooling aid.
- Remove the masking tape immediately after tooling.
- Clean tools with water, adding a cleaning agent if necessary.
- Remove excess uncured sealant with a damp cloth.
- Remove cured sealant mechanically.
- Drying time for a 3 mm sealant layer: 48 hours (at +23 °C and 50 % relative humidity).
- Service temperature: −40 °C to +80 °C.

Do not use for permanently submerged joints. Do not apply at ambient temperatures below +5 °C or in high humidity (>70 %).

Shelf life: **24 months when stored as specified**
Cartridge: **310 ml** **Tube:** **85 ml**

DSK-301
white

EAN-13: **4606445020809**
ITF 12 pcs: **14606445020806**
ITF 20 pcs: **24606445020803**

DST-301
white

EAN-13: **4606445051087**
ITF-14: **14606445051084**

Applications

High-quality multipurpose acetoxy-cure silicone sealant for general household, repair and construction work. For sealing, joining and protecting non-porous surfaces against air and moisture ingress; sealing window and door frames and cable ducts; sealing joints in sanitary and air-conditioning installations; and protecting polyurethane foam from UV radiation. Excellent adhesion to stainless steel, anodised aluminium, glass, ceramic tiles, treated or varnished timber, epoxy resin, laminate, most paints and many plastics, including polyester and polyacrylate. Forms a skin quickly. Resistant to most cleaning agents and detergents, UV radiation, weathering, temperature changes and virtually all aggressive environments. Thixotropic; does not run or slump.

Benefits

- **Resistant to UV radiation, cleaning agents and detergents.**
- **Excellent adhesion to enamelled and painted surfaces, glass, stainless steel, anodised aluminium, wood, PVC, porcelain and other building materials.**
- **Highly elastic.**
- **18 linear metres with a 4 mm bead diameter.**

Directions for use

- Recommended application temperature: +5 °C to +40 °C. Sealant temperature: +20…25 °C.
- Apply to clean, dry, degreased surfaces.
- For a neat finish, protect adjacent surfaces with masking tape.
- Cut off the cartridge seal above the thread, screw on the nozzle, remove the cap and cut the nozzle tip at 45° to match the joint width.
- Apply using a sealant gun.
- Smooth the sealant in the joint with a damp spatula.
- Remove the masking tape immediately after tooling.
- Clean tools and surfaces contaminated with sealant using a solvent (white spirit or acetone) before the sealant cures.
- Remove cured sealant mechanically.
- Skin formation time: 20–30 minutes; sealant cure rate: 3 mm per day (at +23 °C and 50 % relative humidity).
- Service temperature: −50 °C to +120 °C.

Not recommended for contact with natural stone (marble or granite), corrosion-prone metals (lead, copper, zinc or brass), concrete, cement or plastered surfaces, or for use with mirrors. Do not use for sealing aquariums or underwater joints. Do not paint!



Shelf life: **24 months when stored as specified**
Cartridge: **310 ml**

RSK-100
transparent

EAN-13: **4606445044881**
ITF 12 pcs: **14606445044888**
ITF 20 pcs: **24606445044885**

RSK-101
white

EAN-13: **4606445044904**
ITF 12 pcs: **14606445044901**
ITF 20 pcs: **24606445044908**

RUSH Sanitary Silicone Sealant



Applications

High-quality sanitary acetoxy-cure silicone sealant for general household, repair and construction work. Contains special antiseptic additives that inhibit mould growth. Ideal for high-humidity areas such as bathrooms, shower enclosures and kitchens, and for glazing. For sealing connection joints around baths, washbasins and swimming pools, joints in sanitary installations, waterproofing surfaces and filling tile joints. Forms a strong, durable joint that does not fade or attract dust and resists mould and fungi. Resistant to most cleaning agents and detergents, UV radiation, weathering, temperature changes and virtually all aggressive environments. Thixotropic; does not run or slump.

Benefits

- **Prevents mould growth.**
- **Resistant to UV radiation, cleaning agents and detergents.**
- **Excellent adhesion to enamelled surfaces, glass, stainless steel, anodised aluminium, wood, PVC, porcelain and other building materials.**
- **Highly elastic.**
- **18 linear metres with a 4 mm bead diameter.**

Directions for use

- Recommended application temperature: +5 °C to +40 °C. Sealant temperature: +20…25 °C.
- Apply to clean, dry, degreased surfaces.
- For a neat finish, protect adjacent surfaces with masking tape.
- Cut off the cartridge seal above the thread, screw on the nozzle, remove the cap and cut the nozzle tip at 45° to match the joint width.
- Apply using a sealant gun.
- Smooth the sealant in the joint with a damp spatula.
- Remove the masking tape immediately after tooling.
- Clean tools and surfaces contaminated with sealant using a solvent (white spirit or acetone) before the sealant cures.
- Remove cured sealant mechanically.
- Skin formation time: 20–30 minutes; sealant cure rate: 3 mm per day (at +23 °C and 50 % relative humidity).
- Service temperature: −50 °C to +120 °C.

Not recommended for contact with natural stone (marble or granite), corrosion-prone metals (lead, copper, zinc or brass), concrete, cement or plastered surfaces, or for use with mirrors. Do not use for sealing aquariums or underwater joints. Do not paint!

Shelf life: **24 months when stored as specified**
Cartridge: **310 ml**

RSK-120
transparent

EAN-13: **4606445044911**
ITF 12 pcs: **14606445044918**
ITF 20 pcs: **24606445044915**

RSK-121
white

EAN-13: **4606445044928**
ITF 12 pcs: **14606445044925**
ITF 20 pcs: **24606445044922**

KUDO Skeleton Sealant Gun

For applying sealants and construction adhesives during building, installation and repair work. Lightweight steel skeleton frame. The galvanised steel hexagonal plunger rod ensures reliable, durable operation of the feed mechanism. Reliable and easy to use. Suitable for standard cartridges up to 310 ml.

- **Lightweight steel skeleton frame.**
- **Galvanised steel hexagonal plunger rod.**
- **Suitable for standard cartridges up to 310 ml.**

KUSGUN 11
EAN: 4606445037319



KUDO Professional Cradle Sealant Gun

For applying sealants and construction adhesives during building, installation and repair work. The lightweight, reinforced steel cradle frame allows easy cartridge changes and helps keep the gun clean. The black-oxide steel plunger rod ensures reliable, durable operation of the feed mechanism. The feed mechanism provides smooth flow control and a consistent bead even with highly viscous sealants.

Ergonomic design minimises effort. A hanging hook on the frame provides convenient storage. Suitable for standard cartridges up to 310 ml.

- **Professional cradle design.**
- **Lightweight, reinforced steel frame.**
- **Black-oxide steel plunger rod.**
- **Ideal for highly viscous sealants.**
- **Convenient pressure-release lever.**
- **Hanging hook for convenient storage.**
- **Suitable for standard cartridges up to 310 ml.**

KUSGUN 12
EAN: 4606445037326



Sealant selection guide



	Adhesive sealants		Multipurpose			
Product code	**KBK-521**	**KBK-524**	**KSK-10x**	**KSK-22x**	**KSK-29x**	**KSK-30x**
Application	multipurpose structural	multipurpose joint sealant	multipurpose	glazing	kitchens, bathrooms and other high-humidity areas	multipurpose
Sealant type	hybrid	hybrid	silicone	silicone	siliconised	acrylic
Benefits	strong hold; elastic; paintable; odourless	strong hold; highly elastic; paintable; odourless	multipurpose	high adhesion to glass	paintable	paintable
Suitable substrates						
Smooth	recommended	recommended	recommended	recommended	suitable	suitable
Porous	recommended	recommended	suitable	suitable	suitable	suitable
Glass	recommended	recommended	suitable	recommended	suitable	—
Ceramics	recommended	recommended	suitable	suitable	suitable	suitable
Natural stone	suitable*	suitable*	—	—	suitable	suitable
Concrete, gypsum, lime	recommended	recommended	—	—	suitable	suitable
Metal	recommended	recommended	suitable**	suitable**	suitable**	suitable**
Plastic (PVC)	recommended	recommended	recommended	suitable	recommended	recommended
Wood	recommended	recommended	recommended	suitable	recommended	recommended
Aquariums	—	—	—	—	—	—
Application conditions						
Temperatures up to 300 °C	—	—	—	—	—	—
Temperatures up to 1200 °C	—	—	—	—	—	—
Vibration and movement	recommended	recommended	recommended	recommended	suitable	suitable
High humidity	recommended	recommended	suitable	suitable	suitable	recommended
Paintability	recommended	recommended	—	—	suitable	recommended
Odour during application	none	none	strong	strong	very faint	none



Sanitary		Roofing		Special-purpose				
KSK-12x	**KSK-13x**	**KSK-14x**	**KSK-60x**	**KSK-20x**	**KSK-21x**	**KSK-15x**	**KSK-70x**	**KSK-31x**
sanitary	neutral-cure sanitary	roof and gutter	all roofing materials	aquariums and display cases	natural stone and marble	heat-resistant 300 °C	fireplaces and stoves 1200 °C	wood and parquet
silicone	neutral-cure silicone	neutral-cure silicone	bituminous	silicone	neutral-cure silicone	heat-resistant neutral-cure silicone	high-temperature silicate	acrylic
resists mould and fungi	resists mould and fungi; odourless	high UV resistance	elastic; seals joints effectively	harmless to fish and plants	does not stain marble or stone	withstands temperatures up to 300 °C	withstands temperatures up to 1200 °C	colours for different wood species; high adhesion to wood
Suitable substrates								
recommended	suitable	suitable	suitable	recommended	suitable	suitable	suitable	suitable
suitable	recommended	recommended	suitable	suitable	recommended	recommended	suitable	suitable
suitable	suitable	suitable	suitable	recommended	suitable	suitable	suitable	—
suitable	suitable	suitable	suitable	suitable	suitable	suitable	suitable	suitable
—	suitable	suitable	suitable	—	recommended	suitable	suitable	suitable
—	suitable	suitable	suitable	—	suitable	suitable	suitable	suitable
suitable**	recommended	recommended	suitable	suitable**	suitable	recommended	suitable (except Al)	suitable**
recommended	recommended	recommended	—	suitable	suitable	suitable	—	recommended
suitable	suitable	suitable	suitable	suitable	suitable	suitable	suitable	recommended
—	—	—	—	recommended	—	—	—	—
Application conditions								
—	—	—	—	—	—	recommended	recommended	—
—	—	—	—	—	—	—	recommended	—
recommended	recommended	recommended	suitable	recommended	recommended	recommended	—	suitable
recommended	recommended	suitable	suitable	—	suitable	suitable	suitable	recommended
—	—	—	—	—	—	—	suitable	recommended
strong	very faint	very faint	strong	strong	very faint	very faint	none	none

** May leave marks on stone during application*
*** May darken metal surfaces beneath the sealant during application*

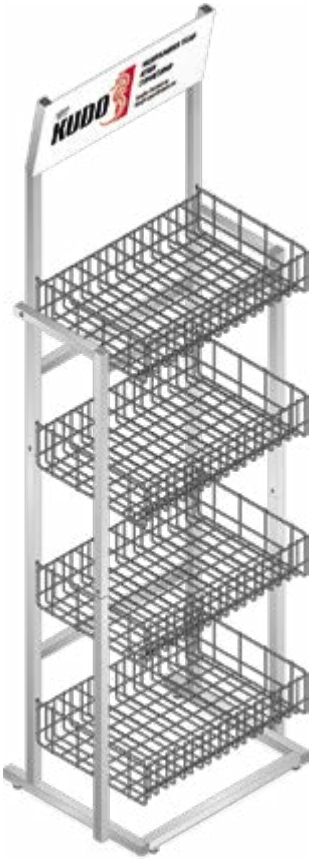

KUP-R-005-22
KUDO Foam and Sealants Display Stand 2+2 (2 baskets for foam cans, 2 baskets for cartridges)

KUP-R-005-31
KUDO Foam and Sealants Display Stand 3+1 (3 baskets for foam cans, 1 basket for cartridges)



KUP-R-009
KUDO Wood and Parquet Sealant Demo Stand



KUP-R-002
KUDO Metal Counter Display for Sealants and Adhesives



KUP-R-007
KUDO Construction Adhesives Demo Stand



KUP-R-010
KUDO Joint Grout Demo Stand



KUP-R-011
KUDO HOME ACRYLIC BOND Adhesives Demo Stand



KUP-R-GALL-007
KUDO Pyramid Demo Stand



KU-R-006
KUDO three-month wall calendar



KUP-R-008-1
KUDO Sealants Brochure
with sealant samples



KUDO Red T-Shirt
Material: 100 % cotton

KUP-R-211	**M**
KUP-R-212	**L**
KUP-R-213	**XL**
KUP-R-214	**2XL**



KUP-R-355
KUDO Insulated Bag
for 4 Foam Cans



KUP-R-367
KUDO Backpack



KU-R-360
KUDO plastic carrier bag



KUP-R-016
Foams, Sealants and Adhesives
Catalogue



KU-R-090
KUDO Diary



KU-R-091
KUDO Notepad, 50 Sheets



KU-R-320
KUDO
ballpoint pen

TD KUDO LLC
4 Zavodskaya Street, Building 5, Room 309,
Elektrougli, Noginsk, Moscow Region,
142455, Russia. Tel.: +7 (495) 737-38-42.
Support: info@kudo-purfoam.ru
info@kudo-bond.ru

Your local dealer:

Telephone:

E-mail:

KUDO-PURFOAM.RU

KUDO-BOND.RU

10.2024
4 606445 029598